



LIFE, ACCIDENT AND HEALTH COMPANIES/FRATERNAL BENEFIT SOCIETIES - ASSOCIATION EDITION

QUARTERLY STATEMENT

AS OF MARCH 31, 2022
OF THE CONDITION AND AFFAIRS OF THE

Nassau Life Insurance Company of Kansas

NAIC Group Code 4736 4736 NAIC Company Code 68284 Employer's ID Number 48-0557726
(Current) (Prior)

Organized under the Laws of Kansas, State of Domicile or Port of Entry KS

Country of Domicile United States of America

Licensed as business type: Life, Accident and Health [X] Fraternal Benefit Societies []

Incorporated/Organized 05/26/1913 Commenced Business 08/10/1914

Statutory Home Office 10851 Mastin Boulevard, Suite 1000, Overland Park, KS, US 66210
(Street and Number) (City or Town, State, Country and Zip Code)

Main Administrative Office One American Row
(Street and Number)
Hartford, CT, US 06103 860-403-5000
(City or Town, State, Country and Zip Code) (Area Code) (Telephone Number)

Mail Address P.O. Box 5056, Hartford, CT, US 06102-5056
(Street and Number or P.O. Box) (City or Town, State, Country and Zip Code)

Primary Location of Books and Records One American Row
(Street and Number)
Hartford, CT, US 06103 860-403-5210
(City or Town, State, Country and Zip Code) (Area Code) (Telephone Number)

Internet Website Address www.nfg.com

Statutory Statement Contact Donald Scott Aderhold, 860-403-5210
(Name) (Area Code) (Telephone Number)
Statutory_Reporting@nfg.com 860-403-5344
(E-mail Address) (FAX Number)

OFFICERS

President, CEO	<u>Phillip John Gass</u>	Vice President, CFO, Treasurer	<u>Diana Piquette</u>
Vice President, General Counsel, Secretary	<u>Kostas Cheliotis</u>		

OTHER




<u>Thomas Martin Buckingham, Vice President, Chief Growth Officer</u>	<u>David Eugene Czerniecki, Vice President, Chief Investment Officer</u>
---	--


DIRECTORS OR TRUSTEES

<u>Thomas Martin Buckingham</u>	<u>Kostas Cheliotis</u>	<u>Phillip John Gass</u>
<u>Kevin Joseph Gregson</u>	<u>Thomas Arthur Williams</u>	

State of Connecticut SS:
County of Hartford

The officers of this reporting entity being duly sworn, each depose and say that they are the described officers of said reporting entity, and that on the reporting period stated above, all of the herein described assets were the absolute property of the said reporting entity, free and clear from any liens or claims thereon, except as herein stated, and that this statement, together with related exhibits, schedules and explanations therein contained, annexed or referred to, is a full and true statement of all the assets and liabilities and of the condition and affairs of the said reporting entity as of the reporting period stated above, and of its income and deductions therefrom for the period ended, and have been completed in accordance with the NAIC Annual Statement Instructions and Accounting Practices and Procedures manual except to the extent that: (1) state law may differ; or, (2) that state rules or regulations require differences in reporting not related to accounting practices and procedures, according to the best of their information, knowledge and belief, respectively. Furthermore, the scope of this attestation by the described officers also includes the related corresponding electronic filing with the NAIC, when required, that is an exact copy (except for formatting differences due to electronic filing) of the enclosed statement. The electronic filing may be requested by various regulators in lieu of or in addition to the enclosed statement.

 Phillip John Gass President, CEO	 Kostas Cheliotis Vice President, General Counsel, Secretary	 Diana Piquette Vice President, CFO, Treasurer
--	---	---

Subscribed and sworn to before me this 3rd day of May, 2022

Ellen Wetherell

a. Is this an original filing? Yes [X] No []
b. If no,
1. State the amendment number.....
2. Date filed
3. Number of pages attached.....

8/31/2026

ELLEN I WETHERELL
NOTARY PUBLIC
CONNECTICUT
MY COMMISSION EXPIRES 08-31-2026

STATEMENT AS OF MARCH 31, 2022 OF THE Nassau Life Insurance Company of Kansas

ASSETS

	Current Statement Date			4 December 31 Prior Year Net Admitted Assets
	1 Assets	2 Nonadmitted Assets	3 Net Admitted Assets (Cols. 1 - 2)	
1. Bonds	64,520,733		64,520,733	54,148,432
2. Stocks:				
2.1 Preferred stocks	2,425,760		2,425,760	2,424,200
2.2 Common stocks			0	0
3. Mortgage loans on real estate:				
3.1 First liens			0	0
3.2 Other than first liens			0	0
4. Real estate:				
4.1 Properties occupied by the company (less \$ encumbrances)			0	0
4.2 Properties held for the production of income (less \$ encumbrances)			0	0
4.3 Properties held for sale (less \$ encumbrances)			0	0
5. Cash (\$2,481,246), cash equivalents (\$5,079,087) and short-term investments (\$(1))	7,560,333		7,560,333	11,290,348
6. Contract loans (including \$ premium notes)	126,892		126,892	125,818
7. Derivatives			0	0
8. Other invested assets	5,239	0	5,239	5,239
9. Receivables for securities	6,723		6,723	6,723
10. Securities lending reinvested collateral assets			0	0
11. Aggregate write-ins for invested assets	0	0	0	0
12. Subtotals, cash and invested assets (Lines 1 to 11)	74,645,679	0	74,645,679	68,000,759
13. Title plants less \$ charged off (for Title insurers only)			0	0
14. Investment income due and accrued	627,066	29,165	597,901	569,437
15. Premiums and considerations:				
15.1 Uncollected premiums and agents' balances in the course of collection	46,578		46,578	44,814
15.2 Deferred premiums, agents' balances and installments booked but deferred and not yet due (including \$ earned but unbilled premiums)	198,408		198,408	253,745
15.3 Accrued retrospective premiums (\$) and contracts subject to redetermination (\$)			0	0
16. Reinsurance:				
16.1 Amounts recoverable from reinsurers			0	0
16.2 Funds held by or deposited with reinsured companies			0	0
16.3 Other amounts receivable under reinsurance contracts	557,455		557,455	326,749
17. Amounts receivable relating to uninsured plans			0	0
18.1 Current federal and foreign income tax recoverable and interest thereon			0	0
18.2 Net deferred tax asset	2,449,812	2,449,812	0	0
19. Guaranty funds receivable or on deposit	148,022		148,022	156,716
20. Electronic data processing equipment and software			0	0
21. Furniture and equipment, including health care delivery assets (\$)			0	0
22. Net adjustment in assets and liabilities due to foreign exchange rates			0	0
23. Receivables from parent, subsidiaries and affiliates	6,368		6,368	8,402,274
24. Health care (\$) and other amounts receivable			0	0
25. Aggregate write-ins for other than invested assets	228,134	7,538	220,596	156,939
26. Total assets excluding Separate Accounts, Segregated Accounts and Protected Cell Accounts (Lines 12 to 25)	78,907,522	2,486,515	76,421,007	77,911,433
27. From Separate Accounts, Segregated Accounts and Protected Cell Accounts			0	0
28. Total (Lines 26 and 27)	78,907,522	2,486,515	76,421,007	77,911,433
DETAILS OF WRITE-INS				
1101.				
1102.				
1103.				
1198. Summary of remaining write-ins for Line 11 from overflow page	0	0	0	0
1199. Totals (Lines 1101 through 1103 plus 1198)(Line 11 above)	0	0	0	0
2501. Suspense	228,134	7,538	220,596	156,939
2502.				
2503.				
2598. Summary of remaining write-ins for Line 25 from overflow page	0	0	0	0
2599. Totals (Lines 2501 through 2503 plus 2598)(Line 25 above)	228,134	7,538	220,596	156,939

STATEMENT AS OF MARCH 31, 2022 OF THE Nassau Life Insurance Company of Kansas

LIABILITIES, SURPLUS AND OTHER FUNDS

	1 Current Statement Date	2 December 31 Prior Year
1. Aggregate reserve for life contracts \$4,901,276 less \$ included in Line 6.3 (including \$ Modco Reserve)	4,901,276	4,921,857
2. Aggregate reserve for accident and health contracts (including \$7,179,304 Modco Reserve)	52,160,221	51,888,791
3. Liability for deposit-type contracts (including \$ Modco Reserve)		0
4. Contract claims:		
4.1 Life	109,756	170,023
4.2 Accident and health	1,575,416	1,526,947
5. Policyholders' dividends/refunds to members \$ and coupons \$ due and unpaid		0
6. Provision for policyholders' dividends, refunds to members and coupons payable in following calendar year - estimated amounts:		
6.1 Policyholders' dividends and refunds to members apportioned for payment (including \$ Modco)		
6.2 Policyholders' dividends and refunds to members not yet apportioned (including \$ Modco)		
6.3 Coupons and similar benefits (including \$ Modco)		
7. Amount provisionally held for deferred dividend policies not included in Line 6		
8. Premiums and annuity considerations for life and accident and health contracts received in advance less \$ discount; including \$118,733 accident and health premiums	122,254	180,356
9. Contract liabilities not included elsewhere:		
9.1 Surrender values on canceled contracts		
9.2 Provision for experience rating refunds, including the liability of \$ accident and health experience rating refunds of which \$ is for medical loss ratio rebate per the Public Health Service Act		
9.3 Other amounts payable on reinsurance, including \$ assumed and \$39,830 ceded	39,830	143,745
9.4 Interest Maintenance Reserve	530,917	578,246
10. Commissions to agents due or accrued-life and annuity contracts \$, accident and health \$ and deposit-type contract funds \$		
11. Commissions and expense allowances payable on reinsurance assumed		
12. General expenses due or accrued	16,350	16,350
13. Transfers to Separate Accounts due or accrued (net) (including \$ accrued for expense allowances recognized in reserves, net of reinsured allowances)		
14. Taxes, licenses and fees due or accrued, excluding federal income taxes	58,829	44,506
15.1 Current federal and foreign income taxes, including \$ on realized capital gains (losses)	623,808	623,808
15.2 Net deferred tax liability		
16. Unearned investment income		
17. Amounts withheld or retained by reporting entity as agent or trustee	66	
18. Amounts held for agents' account, including \$ agents' credit balances		
19. Remittances and items not allocated	667,366	606,249
20. Net adjustment in assets and liabilities due to foreign exchange rates		
21. Liability for benefits for employees and agents if not included above		
22. Borrowed money \$ and interest thereon \$		
23. Dividends to stockholders declared and unpaid		
24. Miscellaneous liabilities:		
24.01 Asset valuation reserve	519,415	498,474
24.02 Reinsurance in unauthorized and certified (\$) companies		0
24.03 Funds held under reinsurance treaties with unauthorized and certified (\$) reinsurers		
24.04 Payable to parent, subsidiaries and affiliates	252,063	558,716
24.05 Drafts outstanding		
24.06 Liability for amounts held under uninsured plans		
24.07 Funds held under coinsurance		1,685
24.08 Derivatives	0	0
24.09 Payable for securities	90,377	
24.10 Payable for securities lending		
24.11 Capital notes \$ and interest thereon \$		
25. Aggregate write-ins for liabilities	1,113,757	1,835,087
26. Total liabilities excluding Separate Accounts business (Lines 1 to 25)	62,781,701	63,594,841
27. From Separate Accounts Statement		
28. Total liabilities (Lines 26 and 27)	62,781,701	63,594,841
29. Common capital stock	2,502,600	2,502,600
30. Preferred capital stock		
31. Aggregate write-ins for other than special surplus funds	0	0
32. Surplus notes		
33. Gross paid in and contributed surplus	73,436,000	73,436,000
34. Aggregate write-ins for special surplus funds	0	0
35. Unassigned funds (surplus)	(62,299,294)	(61,622,008)
36. Less treasury stock, at cost:		
36.1 shares common (value included in Line 29 \$)		
36.2 shares preferred (value included in Line 30 \$)		
37. Surplus (Total Lines 31+32+33+34+35-36) (including \$ in Separate Accounts Statement)	11,136,706	11,813,992
38. Totals of Lines 29, 30 and 37	13,639,306	14,316,592
39. Totals of Lines 28 and 38 (Page 2, Line 28, Col. 3)	76,421,007	77,911,433
DETAILS OF WRITE-INS		
2501. Escheat liability	313,757	289,017
2502. Other Payables	800,000	1,546,070
2503.		
2598. Summary of remaining write-ins for Line 25 from overflow page	0	0
2599. Totals (Lines 2501 through 2503 plus 2598)(Line 25 above)	1,113,757	1,835,087
3101.		
3102.		
3103.		
3198. Summary of remaining write-ins for Line 31 from overflow page	0	0
3199. Totals (Lines 3101 through 3103 plus 3198)(Line 31 above)	0	0
3401.		
3402.		
3403.		
3498. Summary of remaining write-ins for Line 34 from overflow page	0	0
3499. Totals (Lines 3401 through 3403 plus 3498)(Line 34 above)	0	0

STATEMENT AS OF MARCH 31, 2022 OF THE Nassau Life Insurance Company of Kansas

SUMMARY OF OPERATIONS

	1	2	3
	Current Year To Date	Prior Year To Date	Prior Year Ended December 31
1. Premiums and annuity considerations for life and accident and health contracts	1,892,454	1,977,804	8,096,498
2. Considerations for supplementary contracts with life contingencies			0
3. Net investment income	579,658	626,981	2,301,466
4. Amortization of Interest Maintenance Reserve (IMR)	47,329	68,221	273,198
5. Separate Accounts net gain from operations excluding unrealized gains or losses			0
6. Commissions and expense allowances on reinsurance ceded	262,423	274,233	1,076,421
7. Reserve adjustments on reinsurance ceded	(16,037)	(59,578)	1,598
8. Miscellaneous Income:			
8.1 Income from fees associated with investment management, administration and contract guarantees from Separate Accounts			0
8.2 Charges and fees for deposit-type contracts			0
8.3 Aggregate write-ins for miscellaneous income	0	0	156,675
9. Totals (Lines 1 to 8.3)	2,765,827	2,887,661	11,905,856
10. Death benefits	94,536	191,618	867,000
11. Matured endowments (excluding guaranteed annual pure endowments)			0
12. Annuity benefits			0
13. Disability benefits and benefits under accident and health contracts	1,858,992	1,907,872	7,508,984
14. Coupons, guaranteed annual pure endowments and similar benefits			0
15. Surrender benefits and withdrawals for life contracts	6,642	5,749	93,099
16. Group conversions			0
17. Interest and adjustments on contract or deposit-type contract funds		(151)	375
18. Payments on supplementary contracts with life contingencies			0
19. Increase in aggregate reserves for life and accident and health contracts	250,848	(409,793)	5,718,662
20. Totals (Lines 10 to 19)	2,211,018	1,695,295	14,188,120
21. Commissions on premiums, annuity considerations, and deposit-type contract funds (direct business only)	133,701	21,941	149,731
22. Commissions and expense allowances on reinsurance assumed			0
23. General insurance expenses and fraternal expenses	799,665	944,693	3,651,463
24. Insurance taxes, licenses and fees, excluding federal income taxes	121,861	161,576	355,181
25. Increase in loading on deferred and uncollected premiums	(5,790)	(7,741)	(4,799)
26. Net transfers to or (from) Separate Accounts net of reinsurance			0
27. Aggregate write-ins for deductions	0	0	(8,394,763)
28. Totals (Lines 20 to 27)	3,260,455	2,815,764	9,944,933
29. Net gain from operations before dividends to policyholders and federal income taxes (Line 9 minus Line 28)	(494,628)	71,897	1,960,923
30. Dividends to policyholders and refunds to members			0
31. Net gain from operations after dividends to policyholders, refunds to members and before federal income taxes (Line 29 minus Line 30)	(494,628)	71,897	1,960,923
32. Federal and foreign income taxes incurred (excluding tax on capital gains)	(147)	4,524	398,754
33. Net gain from operations after dividends to policyholders, refunds to members and federal income taxes and before realized capital gains or (losses) (Line 31 minus Line 32)	(494,481)	67,373	1,562,169
34. Net realized capital gains (losses) (excluding gains (losses) transferred to the IMR) less capital gains tax of \$			
transferred to the IMR)	552	1,399	2,435
35. Net income (Line 33 plus Line 34)	(493,929)	68,772	1,564,604
CAPITAL AND SURPLUS ACCOUNT			
36. Capital and surplus, December 31, prior year	14,316,592	13,924,390	13,924,390
37. Net income (Line 35)	(493,929)	68,772	1,564,604
38. Change in net unrealized capital gains (losses) less capital gains tax of \$	522	0	50,718
39. Change in net unrealized foreign exchange capital gain (loss)			
40. Change in net deferred income tax	139,297	37,926	174,524
41. Change in nonadmitted assets	(153,604)	(54,220)	(761,576)
42. Change in liability for reinsurance in unauthorized and certified companies			
43. Change in reserve on account of change in valuation basis, (increase) or decrease			0
44. Change in asset valuation reserve	(20,941)	(29,134)	(41,544)
45. Change in treasury stock			0
46. Surplus (contributed to) withdrawn from Separate Accounts during period			
47. Other changes in surplus in Separate Accounts Statement			
48. Change in surplus notes			
49. Cumulative effect of changes in accounting principles			
50. Capital changes:			
50.1 Paid in			
50.2 Transferred from surplus (Stock Dividend)			
50.3 Transferred to surplus			
51. Surplus adjustment:			
51.1 Paid in	0	0	0
51.2 Transferred to capital (Stock Dividend)			
51.3 Transferred from capital			
51.4 Change in surplus as a result of reinsurance			
52. Dividends to stockholders			
53. Aggregate write-ins for gains and losses in surplus	(148,631)	(148,631)	(594,524)
54. Net change in capital and surplus for the year (Lines 37 through 53)	(677,286)	(125,287)	392,202
55. Capital and surplus, as of statement date (Lines 36 + 54)	13,639,306	13,799,103	14,316,592
DETAILS OF WRITE-INS			
08.301. Miscellaneous income		0	156,675
08.302.			
08.303.			
08.398. Summary of remaining write-ins for Line 8.3 from overflow page	0	0	0
08.399. Totals (Lines 08.301 through 08.303 plus 08.398) (Line 8.3 above)	0	0	156,675
2701. Offset due to Novation Reserves			(8,394,763)
2702.			
2703.			
2798. Summary of remaining write-ins for Line 27 from overflow page	0	0	0
2799. Totals (Lines 2701 through 2703 plus 2798)(Line 27 above)	0	0	(8,394,763)
5301. Change in Deferred Ceding Allowance	(148,631)	(148,631)	(594,524)
5302.			
5303.			
5398. Summary of remaining write-ins for Line 53 from overflow page	0	0	0
5399. Totals (Lines 5301 through 5303 plus 5398)(Line 53 above)	(148,631)	(148,631)	(594,524)

STATEMENT AS OF MARCH 31, 2022 OF THE Nassau Life Insurance Company of Kansas

CASH FLOW

	1 Current Year To Date	2 Prior Year To Date	3 Prior Year Ended December 31
Cash from Operations			
1. Premiums collected net of reinsurance	1,663,009	2,013,823	8,260,806
2. Net investment income	918,535	643,639	2,138,474
3. Miscellaneous income	262,423	214,655	1,233,096
4. Total (Lines 1 to 3)	2,843,967	2,872,117	11,632,376
5. Benefit and loss related payments	2,091,919	2,582,478	8,629,490
6. Net transfers to Separate Accounts, Segregated Accounts and Protected Cell Accounts	0	0	0
7. Commissions, expenses paid and aggregate write-ins for deductions	1,032,210	1,082,624	4,243,304
8. Dividends paid to policyholders	0	0	0
9. Federal and foreign income taxes paid (recovered) net of \$ tax on capital gains (losses)	(286)	(949)	(361)
10. Total (Lines 5 through 9)	3,123,843	3,664,153	12,872,433
11. Net cash from operations (Line 4 minus Line 10)	(279,877)	(792,036)	(1,240,057)
Cash from Investments			
12. Proceeds from investments sold, matured or repaid:			
12.1 Bonds	75,879	1,797,035	3,649,373
12.2 Stocks	0	0	0
12.3 Mortgage loans	0	0	0
12.4 Real estate	0	0	0
12.5 Other invested assets	0	0	47
12.6 Net gains or (losses) on cash, cash equivalents and short-term investments	0	0	2
12.7 Miscellaneous proceeds	90,377	5,136	0
12.8 Total investment proceeds (Lines 12.1 to 12.7)	166,256	1,802,171	3,649,422
13. Cost of investments acquired (long-term only):			
13.1 Bonds	10,830,866	0	1,109,819
13.2 Stocks	0	0	0
13.3 Mortgage loans	0	0	0
13.4 Real estate	0	0	0
13.5 Other invested assets	0	0	2,854
13.6 Miscellaneous applications	0	(2,588)	9,311
13.7 Total investments acquired (Lines 13.1 to 13.6)	10,830,866	(2,588)	1,121,984
14. Net increase (or decrease) in contract loans and premium notes	1,074	6,963	(15,784)
15. Net cash from investments (Line 12.8 minus Line 13.7 and Line 14)	(10,665,684)	1,797,796	2,543,223
Cash from Financing and Miscellaneous Sources			
16. Cash provided (applied):			
16.1 Surplus notes, capital notes	0	0	0
16.2 Capital and paid in surplus, less treasury stock	0	0	0
16.3 Borrowed funds	0	0	0
16.4 Net deposits on deposit-type contracts and other insurance liabilities	0	0	0
16.5 Dividends to stockholders	0	0	0
16.6 Other cash provided (applied)	7,215,546	15,519	991,228
17. Net cash from financing and miscellaneous sources (Line 16.1 through Line 16.4 minus Line 16.5 plus Line 16.6)	7,215,546	15,519	991,228
RECONCILIATION OF CASH, CASH EQUIVALENTS AND SHORT-TERM INVESTMENTS			
18. Net change in cash, cash equivalents and short-term investments (Line 11, plus Lines 15 and 17)	(3,730,015)	1,021,279	2,294,394
19. Cash, cash equivalents and short-term investments:			
19.1 Beginning of year	11,290,347	8,995,954	8,995,954
19.2 End of period (Line 18 plus Line 19.1)	7,560,333	10,017,233	11,290,347

Note: Supplemental disclosures of cash flow information for non-cash transactions:

--	--	--	--

EXHIBIT 1

DIRECT PREMIUMS AND DEPOSIT-TYPE CONTRACTS			
	1 Current Year To Date	2 Prior Year To Date	3 Prior Year Ended December 31
1. Industrial life			0
2. Ordinary life insurance	425,666	497,526	3,021,233
3. Ordinary individual annuities	1,725	1,225	6,900
4. Credit life (group and individual)			0
5. Group life insurance			0
6. Group annuities			0
7. A & H - group			0
8. A & H - credit (group and individual)			0
9. A & H - other	2,447,414	2,497,295	9,646,369
10. Aggregate of all other lines of business	0	0	0
11. Subtotal (Lines 1 through 10)	2,874,805	2,996,046	12,674,502
12. Fraternal (Fraternal Benefit Societies Only)			0
13. Subtotal (Lines 11 through 12)	2,874,805	2,996,046	12,674,502
14. Deposit-type contracts	0	0	0
15. Total (Lines 13 and 14)	2,874,805	2,996,046	12,674,502
DETAILS OF WRITE-INS			
1001.			
1002.			
1003.			
1098. Summary of remaining write-ins for Line 10 from overflow page	0	0	0
1099. Totals (Lines 1001 through 1003 plus 1098)(Line 10 above)	0	0	0

1. Accounting Policies

- A. The accompanying financial statements of the Nassau Life Insurance Company of Kansas (“NKS” or “the Company”) have been prepared in conformity with accounting practices prescribed or permitted by the State of Kansas Department of Insurance (“the Department”).

For determining the Company’s solvency under the State of Kansas’s insurance laws and regulations, the Department recognizes only statutory accounting practices prescribed or permitted by the State for determining and reporting the financial condition and results of operations of the Company. The State of Kansas has adopted the National Association of Insurance Commissioners’ (“NAIC”) *Accounting Practices and Procedures* manual, version effective January 1, 2001, (NAIC SAP) as a component of practices prescribed or permitted by the State of Kansas. The Insurance Commissioner has the authority to prescribe or permit other specific practices that deviate from prescribed practices. As of March 31, 2022, the Commissioner had not prescribed or permitted the Company to use any accounting practices that would result in the Company’s earnings or financial position to deviate materially from NAIC SAP.

	SSAP #	F/S Page	F/S Line #	March 31, 2022	December 31, 2021
NET INCOME					
(1) Kansas state basis (Page 4, Line 35, Columns 1 & 2)	XXX	XXX	XXX	\$ (493,929)	\$ 1,564,604
(2) State Prescribed Practices that are an increase/(decrease) from NAIC SAP				-	-
(3) State Permitted Practices that are an increase/(decrease) from NAIC SAP				-	-
(4) NAIC SAP (1-2-3=4)	XXX	XXX	XXX	\$ (493,929)	\$ 1,564,604
SURPLUS					
(5) Kansas state basis (Page 3, Line 38, Columns 1 & 2)	XXX	XXX	XXX	\$ 13,639,306	\$ 14,316,592
(6) State Prescribed Practices that are an increase/(decrease) from NAIC SAP				-	-
(7) State Permitted Practices that are an increase/(decrease) from NAIC SAP				-	-
(8) NAIC SAP (5-6-7=8)	XXX	XXX	XXX	\$ 13,639,306	\$ 14,316,592

- B. Use of Estimates in the Preparation of the Financial Statements

No material changes.

- C. Accounting Policy

1. No change
2. Bonds generally are stated at amortized cost, except for bonds that are rated by the NAIC as a class 6 which are reported at the lower of amortized cost or fair market value. Amortization is calculated using the scientific constant yield to worst method.
3. No change.
4. No change
5. No change
6. Loan-backed securities are stated at either amortized cost or the lower of amortized cost or fair market value. The Company applies the retrospective method of valuing loan-backed and asset backed securities.
7. No change
8. No change
9. No change
10. No change
11. No change
12. No change
13. No change

- D. Going Concern

Management has evaluated the Company's ability to continue as a going concern and concluded that there is not substantial doubt about the Company's ability to continue as a going concern.

2. Accounting Changes and Correction of Errors

No material changes

3. Business Combinations and Goodwill

No material changes

4. Discontinued Operations

No material changes

5. Investments

A-C. Not applicable

D. Loan-Backed Securities:

- 1. Prepayment assumptions for loan-backed securities were obtained from industry prepayment models or internal estimates. These assumptions are consistent with current interest rates and the economic environment.
- 2. The Company had no impairments based on the intent to sell or inability or lack of intent to retain the investment for a period of time sufficient to recover the amortized cost basis.
- 3. The Company had no OTTI for loan-backed securities held as of March 31, 2022, recognized because the present value of cash flows expected to be collected is less than the amortized cost basis of the securities.
- 4. Impaired securities for which an OTTI has not been recognized:

a. The aggregate amount of unrealized losses		
1. Less than 12 months	\$	38,610
2. 12 months or longer	\$	1,020,803
b. The aggregate related fair value of securities with unrealized losses		
1. Less than 12 months	\$	937,373
2. 12 months or longer	\$	4,515,255

- 5. All loan-backed and structured securities in an unrealized loss position were reviewed to determine whether an other-than-temporary impairment should be recognized. For securities whose present value of cash flows expected to be collected was less than the amortized cost basis of the security at March 31, 2022, an other-than-temporary impairment was recognized. The Company has evaluated its cash flow requirements and believes that its liquidity is adequate, and it will not be required to sell other securities before recovery of their cost basis. As of March 31, 2022, the Company can assert that it has the intent and believes that it has the ability to hold these securities long enough to allow the cost basis of these securities to be recovered. The conclusions are supported by a detailed analysis of the underlying credit and cash flows on each security. It is possible that the Company could recognize other-than-temporary impairment in the future on some of the securities held at March 31, 2022, if future events, information and the passage of time cause it to conclude that declines in value are other-than-temporary.

E-I. The Company has no investments in repurchase agreements or securities lending transaction.

J-R. No material changes

6. Joint Ventures, Partnerships and Limited Liability Companies

No material changes

7. Investment Income

No material changes

8. The Company has no investments in derivatives

9. Income Taxes

No material changes

10. Information Concerning Parent, Subsidiaries, Affiliates and Other Related Parties

A-O. No material changes

11. Debt

Not applicable

12. Retirement Plans, Deferred Compensation, Post-employment Benefits and Compensated Absences and Other Postretirement Benefit Plans

A, B, C, D. For purposes of statutory accounting, the Company is not directly liable for a defined benefit plan.

E-I. Not applicable.

13. Capital and Surplus, Shareholders’ Dividend Restrictions and Quasi-Reorganizations

No material changes

14. Contingencies

A-F. No material changes

15. Leases

The Company has no lease obligations.

16. Information about Financial Instruments with Off-Balance Sheet Risk and Financial Instruments with Concentrations of Credit Risk

Not applicable

17. Sale, Transfer and Servicing of Financial Assets and Extinguishments of Liabilities

- A. The Company did not have any transfers of receivables reported as sales.
- B. The Company did not have any transfers and servicing of financial assets.
- C. The Company did not have any wash sales.

18. Gain or Loss to the Reporting Entity from Uninsured Plans and the Uninsured Portion of Partially Insured Plans

No material changes

19. Direct Premiums Written/Produced by Managing General Agents/Third Party Administrators

No material changes

20. Fair Value Measurements

A. The tables below provide information about the Company’s use of fair value measurements.

Description for each class of asset or liability	(Level 1)	(Level 2)	(Level 3)	Net Asset Value (NAV)	Total
a. Assets at fair value					
Cash Equivalent					
Other Mutal Fund	\$ -	\$ -	\$ -	\$ -	\$ -
Total Cash Equivalent	-	-	-	-	0
Bonds Stocks					
Industrial & Misc.	\$ -	\$ -	\$ 19,302	\$ -	\$ 19,302
Total Bonds	-	-	19,302	-	19,302
Preferred Stocks					
Industrial & Misc.	\$ -	\$ 2,425,760	\$ -	\$ -	\$ 2,425,760
Total Preferred Stocks	-	2,425,760	-	-	2,425,760
Separate account assets	-	-	-	-	-
Total assets at fair value/NAV	\$ -	\$ 2,425,760	\$ 19,302	\$ -	\$ 2,445,062
b. Liabilities at fair value					
Total liabilities at fair value	\$ -	\$ -	\$ -	\$ -	\$ -

B. The Company has no other fair value disclosures

STATEMENT AS OF MARCH 31, 2022 OF THE Nassau Life Insurance Company of Kansas

C. Below is a listing of the aggregate fair value for all financial instruments and the level within the fair value hierarchy

Type of Financial Instrument	Aggregate Fair Value	Admitted Assets	(Level 1)	(Level 2)	(Level 3)	Net Asset Value (NAV)	Not Practicable (Carrying Value)
Assets							
Bonds	\$ 65,127,287	\$ 64,520,733	\$ -	\$ 58,606,172	\$ 6,521,115	\$ -	\$ -
Cash, Short Term & Cash Equivalents	7,560,332	7,560,332	2,481,245	5,079,087	-	-	-
Preferred Stocks	2,425,760	2,425,760	-	2,425,760	-	-	-
Total Assets	\$ 75,113,379	\$ 74,506,825	\$ 2,481,245	\$ 66,111,019	\$ 6,521,115	\$ -	\$ -

D. As of March 31, 2022, the Company had no investments where it is not practicable to estimate fair value.

E. The Company did not use the NAV practical expedient pursuant to SSAP No. 110R—Fair Value.

21. Other Items

A-I. No material changes

22. Events Subsequent

The Company has evaluated events subsequent to March 31, 2022, and through the financial statement issuance date of May 13, 2022. It has been determined that there have been no events that have occurred that would require adjustments to our financial statements.

23. Reinsurance

No material changes

24. Retrospectively Rated Contracts & Contracts Subject to Redetermination

The Company did not report any retrospectively rated contracts or contracts subject to redetermination.

25. Change in Incurred Losses and Loss Adjustment Expenses

Reserves as of December 31, 2021, were \$12.5 million as of March 31, 2022, \$1.4 million has been paid for incurred losses attributable to insured events of prior years. Reserves remaining for prior years are now \$11.1 million as a result of unpaid claims principally on the Guaranteed Renewable line of business. Therefore, there has been \$0.06 million favorable prior year development since December 31, 2021. The difference in reserve adequacy is primarily due to a ceded coinsurance treaty and interested accrued on certain long duration reserves.

26. Intercompany Pooling Arrangements

No change

27. Structured Settlements

No change

28. Health Care Receivables

No change

29. Participating Policies

No material changes

30. Premium Deficiency Reserves

No material changes

31. Reserves for Life Contracts and Deposit-Type Contracts

No material changes

32. Analysis of Annuity Actuarial Reserves and Deposit Type Contract Liabilities by Withdrawal Characteristics

No material changes

33. Analysis of Life Actuarial Reserves by Withdrawal Characteristics

No material changes

34. Premium and Annuity Considerations Deferred and Uncollected

No material changes

35. Separate Accounts – the company has no separate accounts.

36. Loss/Claim Adjustment Expenses

No material changes

STATEMENT AS OF MARCH 31, 2022 OF THE Nassau Life Insurance Company of Kansas

GENERAL INTERROGATORIES

PART 1 - COMMON INTERROGATORIES

GENERAL

- 1.1

Did the reporting entity experience any material transactions requiring the filing of Disclosure of Material Transactions with the State of Domicile, as required by the Model Act?

Yes [] No [X]
- 1.2

If yes, has the report been filed with the domiciliary state?

Yes [] No []
- 2.1

Has any change been made during the year of this statement in the charter, by-laws, articles of incorporation, or deed of settlement of the reporting entity?

Yes [] No [X]
- 2.2

If yes, date of change:
- 3.1

Is the reporting entity a member of an Insurance Holding Company System consisting of two or more affiliated persons, one or more of which is an insurer?

If yes, complete Schedule Y, Parts 1 and 1A.

Yes [X] No []
- 3.2

Have there been any substantial changes in the organizational chart since the prior quarter end?

Yes [] No [X]
- 3.3

If the response to 3.2 is yes, provide a brief description of those changes.
- 3.4

Is the reporting entity publicly traded or a member of a publicly traded group?

Yes [] No [X]
- 3.5

If the response to 3.4 is yes, provide the CIK (Central Index Key) code issued by the SEC for the entity/group.
- 4.1

Has the reporting entity been a party to a merger or consolidation during the period covered by this statement?

Yes [] No [X]
- 4.2

If yes, provide the name of the entity, NAIC Company Code, and state of domicile (use two letter state abbreviation) for any entity that has ceased to exist as a result of the merger or consolidation.
- | | | |
|----------------|-------------------|-------------------|
| 1 | 2 | 3 |
| Name of Entity | NAIC Company Code | State of Domicile |
| | | |
5.

If the reporting entity is subject to a management agreement, including third-party administrator(s), managing general agent(s), attorney-in-fact, or similar agreement, have there been any significant changes regarding the terms of the agreement or principals involved?

If yes, attach an explanation.

Yes [] No [X] N/A []
- 6.1

State as of what date the latest financial examination of the reporting entity was made or is being made.

12/31/2019
- 6.2

State the as of date that the latest financial examination report became available from either the state of domicile or the reporting entity. This date should be the date of the examined balance sheet and not the date the report was completed or released.

12/31/2019
- 6.3

State as of what date the latest financial examination report became available to other states or the public from either the state of domicile or the reporting entity. This is the release date or completion date of the examination report and not the date of the examination (balance sheet date).

06/25/2021
- 6.4

By what department or departments?
Kansas Insurance Department
- 6.5

Have all financial statement adjustments within the latest financial examination report been accounted for in a subsequent financial statement filed with Departments?

Yes [] No [] N/A [X]
- 6.6

Have all of the recommendations within the latest financial examination report been complied with?

Yes [] No [] N/A [X]
- 7.1

Has this reporting entity had any Certificates of Authority, licenses or registrations (including corporate registration, if applicable) suspended or revoked by any governmental entity during the reporting period?

Yes [] No [X]
- 7.2

If yes, give full information:
- 8.1

Is the company a subsidiary of a bank holding company regulated by the Federal Reserve Board?

Yes [] No [X]
- 8.2

If response to 8.1 is yes, please identify the name of the bank holding company.
- 8.3

Is the company affiliated with one or more banks, thrifts or securities firms?

Yes [X] No []
- 8.4

If response to 8.3 is yes, please provide below the names and location (city and state of the main office) of any affiliates regulated by a federal regulatory services agency [i.e. the Federal Reserve Board (FRB), the Office of the Comptroller of the Currency (OCC), the Federal Deposit Insurance Corporation (FDIC) and the Securities Exchange Commission (SEC)] and identify the affiliate's primary federal regulator.

1 Affiliate Name	2 Location (City, State)	3 FRB	4 OCC	5 FDIC	6 SEC
1851 Securities, Inc.	Hartford, CT	NO	NO	NO	YES
Nassau Alternative Investments LLC	Hartford, CT	NO	NO	NO	YES
Nassau Corporate Credit LLC	Darien, CT	NO	NO	NO	YES
Nassau Private Credit LLC	Darien, CT	NO	NO	NO	YES
Nassau Private Credit GP LLC	Darien, CT	NO	NO	NO	YES
NCC CLO Manager LLC	Darien, CT	NO	NO	NO	YES

GENERAL INTERROGATORIES

- 9.1

Are the senior officers (principal executive officer, principal financial officer, principal accounting officer or controller, or persons performing similar functions) of the reporting entity subject to a code of ethics, which includes the following standards?
(a) Honest and ethical conduct, including the ethical handling of actual or apparent conflicts of interest between personal and professional relationships;
(b) Full, fair, accurate, timely and understandable disclosure in the periodic reports required to be filed by the reporting entity;
(c) Compliance with applicable governmental laws, rules and regulations;
(d) The prompt internal reporting of violations to an appropriate person or persons identified in the code; and
(e) Accountability for adherence to the code.

Yes [X] No []
- 9.11

If the response to 9.1 is No, please explain:
- 9.2

Has the code of ethics for senior managers been amended?

Yes [] No [X]
- 9.21

If the response to 9.2 is Yes, provide information related to amendment(s).
- 9.3

Have any provisions of the code of ethics been waived for any of the specified officers?

Yes [] No [X]
- 9.31

If the response to 9.3 is Yes, provide the nature of any waiver(s).

FINANCIAL

- 10.1

Does the reporting entity report any amounts due from parent, subsidiaries or affiliates on Page 2 of this statement?

Yes [X] No []
- 10.2

If yes, indicate any amounts receivable from parent included in the Page 2 amount:

\$0

INVESTMENT

- 11.1

Were any of the stocks, bonds, or other assets of the reporting entity loaned, placed under option agreement, or otherwise made available for use by another person? (Exclude securities under securities lending agreements.)

Yes [] No [X]
- 11.2

If yes, give full and complete information relating thereto:
12.

Amount of real estate and mortgages held in other invested assets in Schedule BA:

\$
13.

Amount of real estate and mortgages held in short-term investments:

\$
- 14.1

Does the reporting entity have any investments in parent, subsidiaries and affiliates?

Yes [X] No []
- 14.2

If yes, please complete the following:

	1	2
	Prior Year-End Book/Adjusted Carrying Value	Current Quarter Book/Adjusted Carrying Value
14.21 Bonds	\$ 2,170,801	\$ 2,178,882
14.22 Preferred Stock	\$ 0	\$
14.23 Common Stock	\$ 0	\$
14.24 Short-Term Investments	\$ 0	\$
14.25 Mortgage Loans on Real Estate	\$ 0	\$
14.26 All Other	\$ 0	\$
14.27 Total Investment in Parent, Subsidiaries and Affiliates (Subtotal Lines 14.21 to 14.26)	\$ 2,170,801	\$ 2,178,882
14.28 Total Investment in Parent included in Lines 14.21 to 14.26 above	\$	\$
- 15.1

Has the reporting entity entered into any hedging transactions reported on Schedule DB?

Yes [] No [X]
- 15.2

If yes, has a comprehensive description of the hedging program been made available to the domiciliary state?
If no, attach a description with this statement.

Yes [] No [] N/A [X]
16.

For the reporting entity's security lending program, state the amount of the following as of the current statement date:

16.1

Total fair value of reinvested collateral assets reported on Schedule DL, Parts 1 and 2.

\$0

16.2

Total book adjusted/carrying value of reinvested collateral assets reported on Schedule DL, Parts 1 and 2

\$0

16.3

Total payable for securities lending reported on the liability page.

\$0

STATEMENT AS OF MARCH 31, 2022 OF THE Nassau Life Insurance Company of Kansas

GENERAL INTERROGATORIES

17. Excluding items in Schedule E - Part 3 - Special Deposits, real estate, mortgage loans and investments held physically in the reporting entity's offices, vaults or safety deposit boxes, were all stocks, bonds and other securities, owned throughout the current year held pursuant to a custodial agreement with a qualified bank or trust company in accordance with Section 1, III - General Examination Considerations, F. Outsourcing of Critical Functions, Custodial or Safekeeping Agreements of the NAIC Financial Condition Examiners Handbook? Yes [X] No []
- 17.1 For all agreements that comply with the requirements of the NAIC Financial Condition Examiners Handbook, complete the following:

1 Name of Custodian(s)	2 Custodian Address
JP Morgan Chase	4 New York Plaza, 12th Floor, New York, NY 10004-2413
US Bank Institutional Trust & Custody	50 S 16th St., Suite 2500 Philadelphia, PA 19102

- 17.2 For all agreements that do not comply with the requirements of the NAIC Financial Condition Examiners Handbook, provide the name, location and a complete explanation:

1 Name(s)	2 Location(s)	3 Complete Explanation(s)

- 17.3 Have there been any changes, including name changes, in the custodian(s) identified in 17.1 during the current quarter? Yes [] No [X]
- 17.4 If yes, give full information relating thereto:

1 Old Custodian	2 New Custodian	3 Date of Change	4 Reason

- 17.5 Investment management – Identify all investment advisors, investment managers, broker/dealers, including individuals that have the authority to make investment decisions on behalf of the reporting entity. For assets that are managed internally by employees of the reporting entity, note as such. ["...that have access to the investment accounts"; "...handle securities"]

1 Name of Firm or Individual	2 Affiliation
Nassau Asset Management Co	A.....
Hamilton Lane Advisors	U.....

- 17.5097 For those firms/individuals listed in the table for Question 17.5, do any firms/individuals unaffiliated with the reporting entity (i.e. designated with a "U") manage more than 10% of the reporting entity's invested assets?..... Yes [] No [X]

- 17.5098 For firms/individuals unaffiliated with the reporting entity (i.e. designated with a "U") listed in the table for Question 17.5, does the total assets under management aggregate to more than 50% of the reporting entity's invested assets?..... Yes [] No [X]

- 17.6 For those firms or individuals listed in the table for 17.5 with an affiliation code of "A" (affiliated) or "U" (unaffiliated), provide the information for the table below.

1	2	3	4	5
Central Registration Depository Number	Name of Firm or Individual	Legal Entity Identifier (LEI)	Registered With	Investment Management Agreement (IMA) Filed
CRD # 281510	Nassau Asset Management Co			DS.....
	Hamilton Lane Advisors		SEC	NO.....

- 18.1 Have all the filing requirements of the Purposes and Procedures Manual of the NAIC Investment Analysis Office been followed? Yes [X] No []
- 18.2 If no, list exceptions:

19. By self-designating 5GI securities, the reporting entity is certifying the following elements for each self-designated 5GI security:
- a. Documentation necessary to permit a full credit analysis of the security does not exist or an NAIC CRP credit rating for an FE or PL security is not available.
- b. Issuer or obligor is current on all contracted interest and principal payments.
- c. The insurer has an actual expectation of ultimate payment of all contracted interest and principal.
- Has the reporting entity self-designated 5GI securities? Yes [] No [X]

20. By self-designating PLGI securities, the reporting entity is certifying the following elements of each self-designated PLGI security:
- a. The security was purchased prior to January 1, 2018.
- b. The reporting entity is holding capital commensurate with the NAIC Designation reported for the security.
- c. The NAIC Designation was derived from the credit rating assigned by an NAIC CRP in its legal capacity as a NRSRO which is shown on a current private letter rating held by the insurer and available for examination by state insurance regulators.
- d. The reporting entity is not permitted to share this credit rating of the PL security with the SVO.
- Has the reporting entity self-designated PLGI securities? Yes [] No [X]

21. By assigning FE to a Schedule BA non-registered private fund, the reporting entity is certifying the following elements of each self-designated FE fund:
- a. The shares were purchased prior to January 1, 2019.
- b. The reporting entity is holding capital commensurate with the NAIC Designation reported for the security.
- c. The security had a public credit rating(s) with annual surveillance assigned by an NAIC CRP in its legal capacity as an NRSRO prior to January 1, 2019.
- d. The fund only or predominantly holds bonds in its portfolio.
- e. The current reported NAIC Designation was derived from the public credit rating(s) with annual surveillance assigned by an NAIC CRP in its legal capacity as an NRSRO.
- f. The public credit rating(s) with annual surveillance assigned by an NAIC CRP has not lapsed.
- Has the reporting entity assigned FE to Schedule BA non-registered private funds that complied with the above criteria? Yes [] No [X]

GENERAL INTERROGATORIES

PART 2 - LIFE AND ACCIDENT AND HEALTH COMPANIES/FRATERNAL BENEFIT SOCIETIES

Life and Accident Health Companies/Fraternal Benefit Societies:

1.

Report the statement value of mortgage loans at the end of this reporting period for the following categories:

1

Amount

1.1

Long-Term Mortgages In Good Standing

1.11

Farm Mortgages

.....

\$

.....

1.12

Residential Mortgages

.....

\$

.....

1.13

Commercial Mortgages

.....

\$

.....

1.14

Total Mortgages in Good Standing

.....

\$

0

1.2

Long-Term Mortgages In Good Standing with Restructured Terms

1.21

Total Mortgages in Good Standing with Restructured Terms

.....

\$

.....

1.3

Long-Term Mortgage Loans Upon which Interest is Overdue more than Three Months

1.31

Farm Mortgages

.....

\$

.....

1.32

Residential Mortgages

.....

\$

.....

1.33

Commercial Mortgages

.....

\$

.....

1.34

Total Mortgages with Interest Overdue more than Three Months

.....

\$

0

1.4

Long-Term Mortgage Loans in Process of Foreclosure

1.41

Farm Mortgages

.....

\$

.....

1.42

Residential Mortgages

.....

\$

.....

1.43

Commercial Mortgages

.....

\$

.....

1.44

Total Mortgages in Process of Foreclosure

.....

\$

0

1.5

Total Mortgage Loans (Lines 1.14 + 1.21 + 1.34 + 1.44) (Page 2, Column 3, Lines 3.1 + 3.2)

.....

\$

0

1.6

Long-Term Mortgages Foreclosed, Properties Transferred to Real Estate in Current Quarter

1.61

Farm Mortgages

.....

\$

.....

1.62

Residential Mortgages

.....

\$

.....

1.63

Commercial Mortgages

.....

\$

.....

1.64

Total Mortgages Foreclosed and Transferred to Real Estate

.....

\$

0

2.

Operating Percentages:

2.1

A&H loss percent

.....

%

2.2

A&H cost containment percent

.....

%

2.3

A&H expense percent excluding cost containment expenses

.....

%

3.1

Do you act as a custodian for health savings accounts?

.....

Yes

[

]

No

[

X

]

3.2

If yes, please provide the amount of custodial funds held as of the reporting date

.....

\$

.....

3.3

Do you act as an administrator for health savings accounts?

.....

Yes

[

]

No

[

X

]

3.4

If yes, please provide the balance of the funds administered as of the reporting date

.....

\$

.....

4.

Is the reporting entity licensed or chartered, registered, qualified, eligible or writing business in at least two states?

.....

Yes

[

X

]

No

[

]

4.1

If no, does the reporting entity assume reinsurance business that covers risks residing in at least one state other than the state of domicile of the reporting entity?

.....

Yes

[

]

No

[

]

Fraternal Benefit Societies Only:

5.1

In all cases where the reporting entity has assumed accident and health risks from another company, provisions should be made in this statement on account of such reinsurances for reserve equal to that which the original company would have been required to establish had it retained the risks. Has this been done?

.....

Yes

[

]

No

[

]

N/A

[

]

5.2

If no, explain:

.....

6.1

Does the reporting entity have outstanding assessments in the form of liens against policy benefits that have increased surplus?

.....

Yes

[

]

No

[

]

6.2

If yes, what is the date(s) of the original lien and the total outstanding balance of liens that remain in surplus?

Date	Outstanding Lien Amount
.....

SCHEDULE S - CEDED REINSURANCE

Showing All New Reinsurance Treaties - Current Year to Date

1	2	3	4	5	6	7	8	9	10
NAIC Company Code	ID Number	Effective Date	Name of Reinsurer	Domiciliary Jurisdiction	Type of Reinsurance Ceded	Type of Business Ceded	Type of Reinsurer	Certified Reinsurer Rating (1 through 6)	Effective Date of Certified Reinsurer Rating
NONE									

STATEMENT AS OF MARCH 31, 2022 OF THE Nassau Life Insurance Company of Kansas

SCHEDULE T - PREMIUMS AND ANNUITY CONSIDERATIONS

Current Year To Date - Allocated by States and Territories

States, Etc.			1	Life Contracts		Direct Business Only			
				2	3	4 Accident and Health Insurance Premiums, Including Policy, Membership and Other Fees	5 Other Considerations	6 Total Columns 2 Through 5	7 Deposit-Type Contracts
Active Status (a)			Life Insurance Premiums	Annuity Considerations					
1.	Alabama	AL	L	5,835		3,154		8,989	
2.	Alaska	AK	N	569		516		1,085	
3.	Arizona	AZ	L	2,400		7,405		9,805	
4.	Arkansas	AR	L	36,496		63,642		100,138	
5.	California	CA	L	1,407		6,232		7,639	
6.	Colorado	CO	L	7,249		28,549		35,798	
7.	Connecticut	CT	N	118		50		168	
8.	Delaware	DE	L	0		0		0	
9.	District of Columbia	DC	N	0		0		0	
10.	Florida	FL	L	44,435		145,098		189,533	
11.	Georgia	GA	L	15,825		24,211		40,036	
12.	Hawaii	HI	N	0		0		0	
13.	Idaho	ID	L	(214)		1,340		1,126	
14.	Illinois	IL	L	28,124		176,317		204,441	
15.	Indiana	IN	L	30,422		208,723		239,145	
16.	Iowa	IA	L	(53)		26,537		26,484	
17.	Kansas	KS	L	8,224		8,765		16,989	
18.	Kentucky	KY	L	24,307		29,669		53,976	
19.	Louisiana	LA	L	11,197		11,186		22,383	
20.	Maine	ME	N	241		751		992	
21.	Maryland	MD	L	1,390		3,436		4,826	
22.	Massachusetts	MA	L	2,331		2,163		4,494	
23.	Michigan	MI	L	1,326		15,287		16,613	
24.	Minnesota	MN	L	799		(4,826)		(4,027)	
25.	Mississippi	MS	L	22,594		27,024		49,618	
26.	Missouri	MO	L	9,910		16,714		26,624	
27.	Montana	MT	L	(460)		3,789		3,329	
28.	Nebraska	NE	L	7,684		27,924		35,608	
29.	Nevada	NV	L	2,031		8,763		10,794	
30.	New Hampshire	NH	N	57		372		429	
31.	New Jersey	NJ	N	600		1,026		1,626	
32.	New Mexico	NM	L	666		1,779		2,445	
33.	New York	NY	N	438		2,876		3,314	
34.	North Carolina	NC	L	30,878		120,092		150,970	
35.	North Dakota	ND	L	227		4,823		5,050	
36.	Ohio	OH	L	27,451		74,316		101,767	
37.	Oklahoma	OK	L	26,936		32,406		59,342	
38.	Oregon	OR	L	8,874		95,207		104,081	
39.	Pennsylvania	PA	L	1,783		10,275		12,058	
40.	Rhode Island	RI	N	45		992		1,037	
41.	South Carolina	SC	L	22,286		125,612		147,898	
42.	South Dakota	SD	L	540		24,630		25,170	
43.	Tennessee	TN	L	21,518		103,934		125,452	
44.	Texas	TX	L	92,029		375,959		467,988	
45.	Utah	UT	L	6,429		18,974		25,403	
46.	Vermont	VT	N	65		0		65	
47.	Virginia	VA	L	43,631	1,725	299,054		344,410	
48.	Washington	WA	L	866		1,726		2,592	
49.	West Virginia	WV	N	366		1,374		1,740	
50.	Wisconsin	WI	L	2,679		6,799		9,478	
51.	Wyoming	WY	L	789		3,891		4,680	
52.	American Samoa	AS	N	0				0	
53.	Guam	GU	N	0				0	
54.	Puerto Rico	PR	N	0				0	
55.	U.S. Virgin Islands	VI	N	(205)				(205)	
56.	Northern Mariana Islands	MP	N					0	
57.	Canada	CAN	N					0	
58.	Aggregate Other Aliens	OT	XXX	0	0	0	0	0	0
59.	Subtotal	XXX		553,135	1,725	2,148,536	0	2,703,396	0
90.	Reporting entity contributions for employee benefits plans	XXX						0	
91.	Dividends or refunds applied to purchase paid-up additions and annuities	XXX						0	
92.	Dividends or refunds applied to shorten endowment or premium paying period	XXX						0	
93.	Premium or annuity considerations waived under disability or other contract provisions	XXX		1,387	0	130,481		131,868	
94.	Aggregate or other amounts not allocable by State	XXX		0	0	0	0	0	0
95.	Totals (Direct Business)	XXX		554,522	1,725	2,279,017	0	2,835,264	0
96.	Plus Reinsurance Assumed	XXX						0	
97.	Totals (All Business)	XXX		554,522	1,725	2,279,017	0	2,835,264	0
98.	Less Reinsurance Ceded	XXX		420,863	1,725	518,976		941,564	
99.	Totals (All Business) less Reinsurance Ceded	XXX		133,659	0	1,760,041	0	1,893,700	0
DETAILS OF WRITE-INS									
58001.	XXX							
58002.	XXX							
58003.	XXX							
58998.	Summary of remaining write-ins for Line 58 from overflow page	XXX		0	0	0	0	0	0
58999.	Totals (Lines 58001 through 58003 plus 58998)(Line 58 above)	XXX		0	0	0	0	0	0
9401.	XXX							
9402.	XXX							
9403.	XXX							
9498.	Summary of remaining write-ins for Line 94 from overflow page	XXX		0	0	0	0	0	0
9499.	Totals (Lines 9401 through 9403 plus 9498)(Line 94 above)	XXX		0	0	0	0	0	0

(a) Active Status Counts:
L - Licensed or Chartered - Licensed Insurance carrier or domiciled RRG.....40 R - Registered - Non-domiciled RRGs.....0
E - Eligible - Reporting entities eligible or approved to write surplus lines in the state.....0 Q - Qualified - Qualified or accredited reinsurer.....0
N - None of the above - Not allowed to write business in the state.....17

The Company utilizes different administrative systems that use Owner's Resident State to allocate all insurance premiums and annuity considerations

Schedule Y – Information Concerning Activities of Insurer
Members of a Holding Company Group
Part 1 Organizational Chart

Names of Parent, Subsidiaries or Affiliates	Domiciliary Location	NAIC Company Code	ID Number	Directly Controlled By	Ownership Percentage
David Dominik (sole member of GGCOF Management, LLC)					
GGCOF Management, LLC	DE		46-4477754	David Dominik	100
Golden Gate Private Equity, Inc.	DE		94-3361271	GGCOF Management, LLC	100
GGC Fund III ¹	CYM				100 ²
Nassau NAMCO Blocker LLC	CYM			Golden Gate Capital Opportunity Fund-A, L.P	Contract
Nassau NAMCO Splitter, L.P.	CYM			GGC Opportunity Fund Management, L.P.	Contract
Nassau Saybrus Blocker LLC	CYM			Golden Gate Capital Opportunity Fund-A, L.P	Contract
Nassau Saybrus Splitter, L.P.	CYM			GGC Opportunity Fund Management, L.P.	Contract
GGCOF Nassau Investments, L.P.	CYM		98-1472055	Golden Gate Capital Opportunity Fund, L.P.	Contract
GGCOF Executive Co-Invest, L.P.	CYM			Individuals	Contract
GGCOF Executive Co-Invest Holdings, Ltd.	CYM			Individuals	Contract
NRH, L.P.	CYM		98-1250709	GGCOF Executive Co-Invest Holdings, Ltd.	Contract
Nassau UK Ltd.	GBR		98-1269725	NRH, L.P.	100
Nassau Cayman Ltd.	CYM		N/A	Nassau UK Ltd.	100
Nassau Re (Cayman) Ltd.	CYM		N/A	NRH, L.P. ³	100
Nassau TRF SPV Ltd.	CYM		N/A	Nassau Re (Cayman) Ltd.	100
Nassau Financial Group GP Ltd.	CYM		98-1421610	Individuals	Contract
Nassau Financial Group, L.P.	CYM		98-1421752	Nassau Financial Group GP Ltd.	Contract
Nassau Asset Management LLC	DE		81-0773412	Nassau Financial Group, L.P.	100
Nassau CorAmerica LLC	DE		26-4145792	Nassau Asset Management LLC	100
Nassau CorAmerica Loan Company LLC	DE		26-4145792	Nassau CorAmerica LLC	100
Nassau CorAmerica Advisors LLC	DE		46-3781541	Nassau CorAmerica LLC	100
NCA Realty Partners LLC	DE		87-3252226	Nassau CorAmerica LLC	100
NCA Realty Partners GP I LLC	DE		87-4074805	Nassau CorAmerica LLC	100
NCA Realty Fund I LP	DE		87-4074125	NCA Realty Partners GP I LLC	Contract
NCARP SGP LLC	DE		87-3327045	Nassau CorAmerica LLC	
Nassau Corporate Credit LLC	DE		35-2586068	Nassau Asset Management LLC	100

¹ “GGC Fund III” represents Golden Gate Capital Opportunity Fund, L.P.; Golden Gate Capital Opportunity Fund-A, L.P. and GGCOF IRA Co-Invest L.P.

² Percentage represents the aggregate ownership among the GGC Fund III entities.

³ Non-voting shares of Nassau Re (Cayman) Ltd. are held by Nassau Cayman Ltd.

STATEMENT AS OF MARCH 31, 2022 OF THE Nassau Life Insurance Company of Kansas

Names of Parent, Subsidiaries or Affiliates	Domiciliary Location	NAIC Company Code	ID Number	Directly Controlled By	Ownership Percentage
NCC CLO Manager LLC	DE		N/A	Nassau Corporate Credit LLC	100
NCC Management LLC	DE		82-4813430	Nassau Corporate Credit LLC	100
Nassau Private Credit LLC	DE		83-2636471	Nassau Corporate Credit LLC	100
Nassau Private Credit GP LLC	DE		83-2654128	Nassau Corporate Credit LLC	100
Nassau Private Credit Onshore Fund LP	DE		83-2670988	Nassau Private Credit GP LLC	Contract
Nassau Private Credit Master Fund LP	CYM		N/A	Nassau Private Credit GP LLC	Contract
Nassau Private Credit Offshore Fund LP	CYM		98-1476251	Nassau Private Credit GP LLC	Contract
NPC SGP LLC	DE		84-2253380	Nassau Corporate Credit LLC	
Nassau NCC Blocker (UK) Ltd.	CYM			Nassau Corporate Credit LLC	100
NCC Management (UK) Ltd.	GBR			Nassau Corporate Credit LLC	100
Nassau Corporate Credit (UK) LLP	GBR			Nassau NCC Blocker (UK) Ltd.	99 ⁴
Nassau Alternative Investments LLC	DE		83-2559102	Nassau Asset Management LLC	100
NAMCO Services LLC	DE		84-3366256	Nassau Asset Management LLC	100
Nassau BPC Holdings LLC	DE		87-3194014	Nassau Asset Management LLC	Contract
Nassau Distribution Holdco, LLC	DE		87-2341733	Nassau Financial Group, L.P.	100
NSRE Saybrus Holdings, LLC	DE		81-3180396	Nassau Financial Group, L.P.	100
Nassau Insurance Group Holdings GP, LLC	DE		47-5299012	Nassau Financial Group GP Ltd.	Contract
Nassau Insurance Group Holdings, L.P.	DE		38-3981572	Nassau Insurance Group Holdings GP, LLC	Contract
Nassau Re/Imagine LLC	DE			Nassau Insurance Group Holdings, L.P.	100
The Nassau Companies	DE		47-5128985	Nassau Insurance Group Holdings, L.P.	100
Nassau Life and Annuity Company	CT	93734	43-1240953	The Nassau Companies	100
Lynbrook Re, Inc.	VT	16585	83-4356685	Nassau Life and Annuity Company	100
Nassau Life Insurance Company of Kansas	KS	68284	48-0557726	Nassau Life and Annuity Company	100
Sunrise Re, Inc.	VT		84-3945103	The Nassau Companies	100
The Nassau Companies of New York	DE		06-1599088	The Nassau Companies	100
Nassau CLO SPV-I LLC	DE		82-3502154	The Nassau Companies of New York	56 ⁵
Nassau CLO SPV-II LLC	DE		83-1785900	The Nassau Companies of New York	54.34 ⁶
Nassau Life Insurance Company	NY	67814	06-0493340	The Nassau Companies of New York	100
PM Holdings, Inc.	CT		06-1065485	Nassau Life Insurance Company	100
Phoenix Founders, Inc.	CT		06-0860167	PM Holdings, Inc.	100
Nassau 2019 CFO LLC	DE		84-2346847	Nassau Life Insurance Company	76.73 ⁷
Nassau 2019 CFO Fund LLC	DE		83-2511417	Nassau 2019 CFO LLC	100
Foresters Financial Holding Company, Inc.	DE		13-2608329	Nassau Life Insurance Company	100

⁴ NCC Management (UK) Ltd. owns 1%⁵ Current and former employees of The Nassau Companies of New York and its affiliates own 40.25%.⁶ Current and former employees of The Nassau Companies of New York and its affiliates own 42.88%.⁷ PHL Variable Insurance Company and an employee of The Nassau Companies of New York own 23.27%.

STATEMENT AS OF MARCH 31, 2022 OF THE Nassau Life Insurance Company of Kansas

Names of Parent, Subsidiaries or Affiliates	Domiciliary Location	NAIC Company Code	ID Number	Directly Controlled By	Ownership Percentage
Nassau Reinsurance LLC	DE		47-3724102	Nassau Insurance Group Holdings, L.P.	100
NSRE BD Holdco LLC	DE		83-2726475	Nassau Reinsurance LLC	100
1851 Securities, Inc.	DE		27-1619945	NSRE BD Holdco LLC	100
Nassau Cayman Brac Holding Company	DE		83-1443085	Nassau Insurance Group Holdings, L.P.	100
GGC Opportunity Fund Management GP, Ltd.	CYM			GGC Opportunity Fund Management GP, Ltd.	Board
GGC Opportunity Fund Management, L.P.	CYM		98-0546997	GGC Opportunity Fund Management GP, Ltd.	Contract
GGC Opportunity Fund Entities ⁸	CYM			GGC Opportunity Fund Management, L.P.	Contract
Financial American Holdings Corporation	DE		27-2822251	GGC Opportunity Fund Entities ⁹	87.6 ¹⁰
Williston Holdings LLC	DE		27-1434376	GGC Opportunity Fund Entities	96.0 ¹¹
Williston Financial Group LLC	DE		27-1434397	Williston Holdings LLC	100
Valustrust Solutions, LLC	KS		27-3972891	Williston Financial Group LLC	100
WFG Lender Services, LLC	MN		20-5836762	Williston Financial Group LLC	100
WFG Lender Services, LLC	AL		80-0936767	WFG Lender Services, LLC	100
WFG Lender Services, LLC	AR		80-0766075	WFG Lender Services, LLC	100
WFG Lender Services, LLC	TX		26-4627021	WFG Lender Services, LLC	100
WFGLS Title Agency of Utah, LLC	UT		20-8801713	WFG Lender Services, LLC	100
WFG Lender Services of Louisiana, LLC	LA		86-3788188	WFG Lender Services, LLC	100
WFG National Title Company of Texas, LLC	TX		27-0890944	Williston Financial Group LLC	100
Universal Title Partners, LLC	TX		27-1273851	WFG National Title Company of Texas, LLC ¹²	51.0
Universal Title Partners, LLC	TX		27-1273851	Newmark Homes Houston, LLC ¹³	49.0
WFG National Title Insurance Company	SC	51152	57-0575396	Williston Financial Group LLC	100
WFG National Title Company of Washington, LLC	WA		26-0522240	WFG National Title Insurance Company	100
Homer Recording District Joint Title Plant Company LLC	AK		47-2160319	Kachemak Bay Title Agency, Inc. ¹⁴	90.0
Homer Recording District Joint Title Plant Company LLC	AK		47-2160319	WFG National Title Insurance Company ¹⁵	10.0
Williston Enterprise Solutions & Technology, LLC	DE		45-2654474	Williston Financial Group LLC	100
ITC Holdings, Inc.	CA		80-0268853	Williston Financial Group LLC	100
WFG National Title Company of California	CA		95-3621359	ITC Holdings, Inc.	100

⁸ The GGC Opportunity Fund Entities are comprised of: (i) Golden Gate Capital Opportunity Fund, L.P. (#98-0546998); (ii) Golden Gate Capital Opportunity Fund-A, L.P. (#98-0546999); (iii) GGCOF Co-Invest, L.P. (#98-0572954); (iv) GGCOF Third Party Co-Invest, L.P. (#98-0572955); (v) GGCOF Executive Co-Invest, L.P. (#98-1033052); and (vi) GGCOF IRA Co-Invest, L.P. (#98-1033053).

⁹ Percentage represents the aggregate ownership among the GGC Opportunity Fund Entities.

¹⁰ Three individuals own 12.37%. No one individual owns more than 10%.

¹¹ Percentage represents the aggregate ownership among the GGC Opportunity Fund Entities.

¹² Newmark Homes Houston, LLC (listed above) owns the remaining 49% of Universal Title Partners, LLC.

¹³ WFG National Title Company of Texas, LLC (listed above) owns the remaining 51% of Universal Title Partners, LLC.

¹⁴ WFG National Title Insurance Company (listed above) owns the remaining 10% of Homer Recording District Joint Title Plant Company LLC.

¹⁵ Kachemak Bay Title Agency, Inc. (listed above) owns the remaining 90% of Homer Recording District Joint Title Plant Company LLC.

STATEMENT AS OF MARCH 31, 2022 OF THE Nassau Life Insurance Company of Kansas

Names of Parent, Subsidiaries or Affiliates	Domiciliary Location	NAIC Company Code	ID Number	Directly Controlled By	Ownership Percentage
Alliance Title Agency, LLC	AZ		85-1213894	ITC Holdings, Inc.	40% ¹⁶
WFG National Title Company of Clark County WA, LLC	WA		38-4008723	Williston Financial Group LLC	100
19 th Street Palm Harbor LLC	DE		32-0642679	Williston Financial Group LLC	100
Vorto, LLC	DE		36-4825366	GGC Opportunity Fund Entities	100
Vorto Technologies, LLC	DE		88-0704446	Vorto, LLC	100
5F Tours, LLC	DE		87-4682437	Vorto Technologies, LLC	100
LoHi Asset Leasing Marketplace, LLC	DE		86-2425276	Vorto Technologies, LLC	100
5F Logistics, LLC	DE		88-0708518	Vorto, LLC	100
LoHi Logistics Holdings, LLC	DE		85-1719300	5F Logistics, LLC	100
LoHi Logistics, LLC	DE		85-1719312	LoHi Logistics Holdings, LLC	100
5F Brokerage Holdings, LLC	DE		88-0847385	5F Logistics, LLC	100
5F Brokerage, LLC	DE		88-0847101	5F Brokerage Holdings, LLC	100
5F Transportation, LLC	DE		88-0729576	5F Logistics, LLC	100
Fifth Floor Freight Holdings, LLC	DE		86-1570396	5F Transportation, LLC	100
Fifth Floor Freight, LLC	DE		86-1571282	Fifth Floor Freight Holdings, LLC	100
Bihar Risk Retention Group LLC	SC		87-3377386	Fifth Floor Freight, LLC	98
Candlestick Freight Holdings, LLC	DE		87-1376141	5F Transportation, LLC	100
Candlestick Freight, LLC	DE		87-1376559	Candlestick Freight Holdings, LLC	100
Canary Freight Holdings, LLC	DE		87-1350347	5F Transportation, LLC	100
Canary Freight, LLC	DE		87-1350510	Canary Freight Holdings, LLC	100
Clarksburg Freight Holdings, LLC	DE		87-0932704	5F Transportation, LLC	100
Clarksburg Freight, LLC	DE		87-0932884	Clarksburg Freight Holdings, LLC	100
Snowshoe Mountain Freight Holdings, LLC	DE		87-0966101	5F Transportation, LLC	100
Snowshoe Mountain Freight, LLC	DE		87-0966556	Snowshoe Mountain Freight Holdings, LLC	100
5F Leasing, LLC	DE		88-0630459	5F Logistics, LLC	100
ALM Maintenance, LLC	DE		87-3422149	5F Logistics, LLC	100
Truck Fuel Finance, LLC	DE		86-3276000	5F Logistics, LLC	100
Vorto Operations Holdings, Inc.	DE		85-4142584	Vorto, LLC	100
Vorto Operations, LLC	DE		85-4188478	Vorto, LLC	99.5
PHL Holdings, LLC	DE			GGC Fund III ¹⁷	100
PHL Delaware LLC	DE			PHL Holdings, LLC	100
DSM Sands LLC	DE			PHL Delaware LLC	100
PHL Variable Insurance Company	CT	93548	06-1045829	PHL Delaware LLC	100
Concord Re, Inc.	CT		84-3620646	PHL Variable Insurance Company	100

¹⁶ Alliance Partners, LLC owns the remaining 60% of Alliance Title Agency, LLC

¹⁷ GGC Fund III" represents Golden Gate Capital Opportunity Fund, L.P.; Golden Gate Capital Opportunity Fund-A, L.P. and GGCOF IRA Co-Invest L.P.

STATEMENT AS OF MARCH 31, 2022 OF THE Nassau Life Insurance Company of Kansas

Names of Parent, Subsidiaries or Affiliates	Domiciliary Location	NAIC Company Code	ID Number	Directly Controlled By	Ownership Percentage
Palisado Re, Inc.	CT		87-3539448	PHL Variable Insurance Company	100
Westgate Delaware LLC	DE			PHL Delaware LLC	100
Magni Re Ltd.	CYM			Westgate Delaware LLC	100

STATEMENT AS OF MARCH 31, 2022 OF THE Nassau Life Insurance Company of Kansas

SCHEDULE Y

PART 1A - DETAIL OF INSURANCE HOLDING COMPANY SYSTEM

1	2	3	4	5	6	7	8	9	10	11	12	13	14	15	16
Group Code	Group Name	NAIC Company Code	ID Number	Federal RSSD	CIK	Name of Securities Exchange if Publicly Traded (U.S. or International)	Names of Parent, Subsidiaries Or Affiliates	Domi-ciliary Location	Relation-ship to Reporting Entity	Directly Controlled by (Name of Entity/Person)	Type of Control (Ownership, Board, Management, Attorney-in-Fact, Influence, Other)	If Control is Ownership Provide Percen-tage	Ultimate Controlling Entity(ies)/Person(s)	Is an SCA Filing Re-quired? (Yes/No)	*
4736	GGC Group		06-1599088		1129033		The Nassau Companies of New York	DE	NIA	The Nassau Companies	Ownership	100.000	David Dominik		
4736	GGC Group						DSM Sands LLC	DE	NIA	PHL Delaware LLC	Ownership	100.000	David Dominik		
4736	GGC Group		82-3502154				Nassau CLO SPV-I LLC	DE	NIA	The Nassau Companies of New York	Ownership	56.000	David Dominik		1
4736	GGC Group	67814	06-0493340		1159567		Nassau Life Insurance Company	NY	IA	The Nassau Companies of New York	Ownership	100.000	David Dominik		
4736	GGC Group		06-1065485				PM Holdings, Inc.	CT	NIA	Nassau Life Insurance Company	Ownership	100.000	David Dominik		
4736	GGC Group		27-1619945		1482939		1851 Securities, Inc.	DE	NIA	NSRE BD Holdco LLC	Ownership	100.000	David Dominik		
4736	GGC Group		06-0860167				Phoenix Founders, Inc.	CT	NIA	PM Holdings, Inc.	Ownership	100.000	David Dominik		
4736	GGC Group	93548	06-1045829		1031223		PHL Variable Insurance Company	CT	IA	PHL Delaware LLC	Ownership	100.000	David Dominik		
4736	GGC Group	93734	43-1240953		13118221		Nassau Life and Annuity Company	CT	UDP	The Nassau Companies	Ownership	100.000	David Dominik		
4736	GGC Group						GGC Opportunity Fund Management GP, Ltd.	CYM	UIP	GGC Opportunity Fund Management GP, Ltd.	Board of Directors				
4736	GGC Group		98-0546997				GGC Opportunity Fund Management, L.P.	CYM	UIP	GGC Opportunity Fund Management, GP, Ltd.	Contract		GGC Opportunity Fund Management GP, Ltd.		
4736	GGC Group						GGC Opportunity Fund Entities	CYM	UIP	GGC Opportunity Fund Management, L.P.	Contract		GGC Opportunity Fund Management GP, Ltd.		2
4736	GGC Group		27-2822251				Financial American Holdings Corporation	DE	NIA	GGC Opportunity Fund Entities	Ownership	87.600	GGC Opportunity Fund Management GP, Ltd.		3
4736	GGC Group		27-1434376				Williston Holdings LLC	DE	NIA	GGC Opportunity Fund Entities	Ownership	96.000	GGC Opportunity Fund Management GP, Ltd.		4
4736	GGC Group		27-1434397				Williston Financial Group LLC	DE	NIA	Williston Holdings LLC	Ownership	100.000	GGC Opportunity Fund Management GP, Ltd.		
4736	GGC Group		27-3972891				Valutrust Solutions, LLC	KS	NIA	Williston Financial Group LLC	Ownership	100.000	GGC Opportunity Fund Management GP, Ltd.		
4736	GGC Group		20-5836762				WFG Lender Services, LLC	MN	NIA	Williston Financial Group LLC	Ownership	100.000	GGC Opportunity Fund Management GP, Ltd.		
4736	GGC Group		80-0936767				WFG Lender Services, LLC	AL	NIA	WFG Lender Services, LLC	Ownership	100.000	GGC Opportunity Fund Management GP, Ltd.		
4736	GGC Group		80-0766075				WFG Lender Services, LLC	AR	NIA	WFG Lender Services, LLC	Ownership	100.000	GGC Opportunity Fund Management GP, Ltd.		
4736	GGC Group		26-4627021				WFG Lender Services, LLC	TX	NIA	WFG Lender Services, LLC	Ownership	100.000	GGC Opportunity Fund Management GP, Ltd.		
4736	GGC Group		20-8801713				WFGLS Title Agency of Utah, LLC	UT	NIA	WFG Lender Services, LLC	Ownership	100.000	GGC Opportunity Fund Management GP, Ltd.		
4736	GGC Group		27-0890944				WFG National Title Company of Texas, LLC	TX	NIA	Williston Financial Group LLC	Ownership	100.000	GGC Opportunity Fund Management GP, Ltd.		
4736	GGC Group		27-1273851				Universal Title Partners, LLC	TX	NIA	WFG National Title Company of Texas, LLC	Ownership	51.000	GGC Opportunity Fund Management GP, Ltd.		5
4736	GGC Group		27-1273851				Universal Title Partners, LLC	TX	NIA	Newmark Homes Houston, LLC	Ownership	49.000	Unknown (not affiliated with the GGC Group)		6
4736	GGC Group	51152	57-0575396				WFG National Title Insurance Company	SC	IA	Williston Financial Group LLC	Ownership	100.000	GGC Opportunity Fund Management GP, Ltd.		
4736	GGC Group		26-0522240				WFG National Title Company of Washington, LLC	WA	NIA	WFG National Title Insurance Company	Ownership	100.000	GGC Opportunity Fund Management GP, Ltd.		
4736	GGC Group		47-2160319				Homer Recording District Joint Title Plant Company LLC	AK	NIA	WFG National Title Insurance Company	Ownership	10.000	GGC Opportunity Fund Management GP, Ltd.		7
4736	GGC Group		47-2160319				Homer Recording District Joint Title Plant Company LLC	AK	NIA	Kachemak Bay Title Agency, Inc.	Ownership	90.000	Unknown (not affiliated with the GGC Group)		8
4736	GGC Group		45-2654474				Williston Enterprise Solutions & Technology, LLC	DE	NIA	Williston Financial Group LLC	Ownership	100.000	GGC Opportunity Fund Management GP, Ltd.		
4736	GGC Group		80-0268853				ITC Holdings, Inc.	CA	NIA	Williston Financial Group LLC	Ownership	100.000	GGC Opportunity Fund Management GP, Ltd.		
4736	GGC Group		95-3621359				WFG National Title Company of California	CA	NIA	ITC Holdings, Inc.	Ownership	100.000	GGC Opportunity Fund Management GP, Ltd.		
4736	GGC Group		38-4008723				WFG National Title Company of Clark County WA, LLC	WA	NIA	Williston Financial Group LLC	Ownership	100.000	GGC Opportunity Fund Management GP, Ltd.		

STATEMENT AS OF MARCH 31, 2022 OF THE Nassau Life Insurance Company of Kansas

SCHEDULE Y
PART 1A - DETAIL OF INSURANCE HOLDING COMPANY SYSTEM

1	2	3	4	5	6	7	8	9	10	11	12	13	14	15	16
Group Code	Group Name	NAIC Company Code	ID Number	Federal RSSD	CIK	Name of Securities Exchange if Publicly Traded (U.S. or International)	Names of Parent, Subsidiaries Or Affiliates	Domi-ciliary Location	Relation-ship to Reporting Entity	Directly Controlled by (Name of Entity/Person)	Type of Control (Ownership, Board, Management, Attorney-in-Fact, Influence, Other)	If Control is Ownership Provide Percen-tage	Ultimate Controlling Entity(ies)/Person(s)	Is an SCA Filing Re-quired? (Yes/No)	*
.4736	GGC Group		94-3361271				Golden Gate Private Equity, Inc.DE	NIA	David Dominik	Ownership.....	100.000	David Dominik		
.4736	GGC Group						GGC Fund IIICYM	NIA		Ownership.....	100.000			.910
.4736	GGC Group		98-1250709				NRH, L.P.CYM	NIA	GGCOF Executive Co-Invest Holdings, Ltd.	Contract				
.4736	GGC Group		98-1269725				Nassau UK Ltd.GBR	NIA	NRH, L.P.	Ownership.....	100.000	David Dominik		
.4736	GGC Group						Nassau Cayman Ltd.CYM	NIA	Nassau UK Ltd.	Ownership.....	100.000	David Dominik		
.4736	GGC Group						Nassau Re (Cayman) Ltd.CYM	IA	NRH, L.P.	Ownership.....	100.000	David Dominik		.11
.4736	GGC Group						Magni Re Ltd.CYM	IA	Westgate Delaware LLC	Contract		David Dominik		
.4736	GGC Group		47-5299012				Nassau Insurance Group Holdings GP, LLC	.DE	UIP	Nassau Financial Group, GP Ltd.	Ownership.....	100.000	David Dominik		
.4736	GGC Group		38-3981572				Nassau Insurance Group Holdings, L.P.DE	UIP	Nassau Insurance Group Holdings GP, LLC	Contract		David Dominik		
.4736	GGC Group		47-5128985				The Nassau Companies	.DE	UIP	Nassau Insurance Group Holdings, L.P.	Ownership.....	100.000	David Dominik		
.4736	GGC Group	68284	48-0557726				Nassau Life Insurance Company of Kansas	.KS	RE	Nassau Life and Annuity Company	Ownership.....	100.000	David Dominik		
.4736	GGC Group		81-3180396				NSRE Saybrus Holdings, LLC	.DE	NIA	Nassau Financial Group, L.P.	Ownership.....	100.000	David Dominik		
.4736	GGC Group		47-3724102				Nassau Reinsurance LLC	.DE	NIA	Nassau Insurance Group Holdings, L.P.	Ownership.....	100.000	David Dominik		
.4736	GGC Group		83-2726475				NSRE BD Holdco LLC	.DE	NIA	Nassau Reinsurance LLC	Ownership.....	100.000	David Dominik		
.4736	GGC Group		81-0773412				Nassau Asset Management LLC	.DE	NIA	Nassau Financial Group, L.P.	Ownership.....	100.000	David Dominik		
.4736	GGC Group		26-4145792				Nassau CorAmerica LLC	.DE	NIA	Nassau Asset Management LLC	Ownership.....	100.000	David Dominik		
.4736	GGC Group		26-4145792				Nassau CorAmerica Loan Company LLC	.DE	NIA	Nassau CorAmerica LLC	Ownership.....	100.000	David Dominik		
.4736	GGC Group		46-3781541				Nassau CorAmerica Advisors LLC	.DE	NIA	Nassau CorAmerica LLC	Ownership.....	100.000	David Dominik		
.4736	GGC Group		35-2586068				Nassau Corporate Credit LLC	.DE	NIA	Nassau Asset Management LLC	Ownership.....	100.000	David Dominik		
.4736	GGC Group						NCC CLO Manager LLC	.DE	NIA	Nassau Corporate Credit LLC	Ownership.....	100.000	David Dominik		
.4736	GGC Group		82-4813430				NCC Management LLC	.DE	NIA	Nassau Corporate Credit LLC	Ownership.....	100.000	David Dominik		
.4736	GGC Group		83-1443085				Nassau Cayman Brac Holding Company	.DE	NIA	Nassau Insurance Group Holdings, LP	Ownership.....	100.000	David Dominik		
.4736	GGC Group						Nassau TRF SPV Ltd.	.CYM	NIA	Nassau Re (Cayman) Ltd	Ownership.....	100.000	David Dominik		
.4736	GGC Group						Nassau NAMCO Blocker LLC	.CYM	NIA	Golden Gate Capital Opportunity Fund-A, L.P	Ownership.....	100.000	David Dominik		
.4736	GGC Group						Nassau NAMCO Splitter, L.P.	.CYM	NIA	GGC Opportunity Fund Management, L.P.	Ownership.....	100.000	David Dominik		
.4736	GGC Group						Nassau Saybrus Blocker LLC	.CYM	NIA	Golden Gate Capital Opportunity Fund-A, L.P	Ownership.....	100.000	David Dominik		
.4736	GGC Group						Nassau Saybrus Splitter, L.P.	.CYM	NIA	GGC Opportunity Fund Management, L.P.	Ownership.....	100.000	David Dominik		
.4736	GGC Group		98-1421610				Nassau Financial Group GP Ltd.	.CYM	UIP	Individuals	Ownership.....	100.000	David Dominik		
.4736	GGC Group		98-1421752				Nassau Financial Group, L.P.	.CYM	UIP	Nassau Financial Group GP Ltd.	Ownership.....	100.000	David Dominik		
.4736	GGC Group						PHL Delaware LLC	.DE	NIA	PHL Holdings, LLC	Ownership.....	100.000	David Dominik		
.4736	GGC Group		83-2559102				Nassau Alternative Investments LLC	.DE	NIA	Nassau Asset Management LLC	Ownership.....	100.000	David Dominik		
.4736	GGC Group		83-2636471				Nassau Private Credit LLC	.DE	NIA	Nassau Corporate Credit LLC	Ownership.....	100.000	David Dominik		
.4736	GGC Group		83-2654128				Nassau Private Credit GP LLC	.DE	NIA	Nassau Corporate Credit LLC	Ownership.....	100.000	David Dominik		
.4736	GGC Group		83-2670988				Nassau Private Credit Onshore Fund LP	.DE	NIA	Nassau Private Credit GP LLC	Contract		David Dominik		
.4736	GGC Group						Nassau Private Credit Master Fund LP	.CYM	NIA	Nassau Private Credit GP LLC	Contract		David Dominik		
.4736	GGC Group		98-1478251				Nassau Private Credit Offshore Fund LP	.CYM	NIA	Nassau Private Credit GP LLC	Contract		David Dominik		
.4736	GGC Group		83-1785900				Nassau CLO SPV-II LLC	.DE	NIA	The Nassau Companies of New York	Ownership.....	54.340	David Dominik		.12
.4736	GGC Group		84-2346847				Nassau 2019 CFO LLC	.DE	NIA	Nassau Life Insurance Company	Ownership.....	76.730	David Dominik		.13
.4736	GGC Group		84-2253380				NPC SGP LLC	.DE	NIA	Nassau Corporate Credit LLC	Contract		David Dominik		
.4736	GGC Group	16585	83-4356685				Lynbrook Re, Inc.	.VT	IA	Nassau Life and Annuity Company	Ownership.....	100.000	David Dominik		
.4736	GGC Group		84-3366256				NAMCO Services LLC	.DE	NIA	Nassau Asset Management LLC	Ownership.....	100.000	David Dominik		
.4736	GGC Group		83-2511417				Nassau 2019 CFO Fund LLC	.DE	NIA	Nassau 2019 CFO LLC	Ownership.....	100.000	David Dominik		
.4736	GGC Group						Westgate Delaware LLC	.DE	NIA	PHL Delaware LLC	Ownership.....	100.000	David Dominik		
.4736	GGC Group		84-3945103				Sunrise Re, Inc.	.VT	IA	The Nassau Companies	Ownership.....	100.000	David Dominik		
.4736	GGC Group		84-3620646				Concord Re, Inc.	.CT	IA	PHL Variable Insurance Company	Ownership.....	100.000	David Dominik		
.4736	GGC Group									Golden Gate Capital Opportunity Fund, L.P.					
.4736	GGC Group		98-1472055				GGCOF Nassau Investments, L.P.	.CYM	NIA		Contract		David Dominik		
.4736	GGC Group		85-1213894				Alliance Title Agency, LLC	.AZ	NIA	ITC Holdings, Inc.	Ownership.....	40.000	David Dominik		.14
.4736	GGC Group						Nassau NCC Blocker (UK) Ltd.	.CYM	NIA	Nassau Corporate Credit LLC	Ownership.....	100.000	David Dominik		
.4736	GGC Group						NCC Management (UK) Ltd.	.GBR	NIA	Nassau Corporate Credit LLC	Ownership.....	100.000	David Dominik		
.4736	GGC Group						Nassau Corporate Credit (UK) LLP	.GBR	NIA	Nassau NCC Blocker (UK) Ltd.	Ownership.....	99.000	David Dominik		.15
.4736	GGC Group						Nassau Re/Imagine LLC	.DE	NIA	Nassau Insurance Group Holdings, L.P.	Ownership.....	100.000	David Dominik		

STATEMENT AS OF MARCH 31, 2022 OF THE Nassau Life Insurance Company of Kansas

SCHEDULE Y
PART 1A - DETAIL OF INSURANCE HOLDING COMPANY SYSTEM

1	2	3	4	5	6	7	8	9	10	11	12	13	14	15	16
Group Code	Group Name	NAIC Company Code	ID Number	Federal RSSD	CIK	Name of Securities Exchange if Publicly Traded (U.S. or International)	Names of Parent, Subsidiaries Or Affiliates	Domi-ciliary Location	Relation-ship to Reporting Entity	Directly Controlled by (Name of Entity/Person)	Type of Control (Ownership, Board, Management, Attorney-in-Fact, Influence, Other)	If Control is Owner-ship Provide Percen-tage	Ultimate Controlling Entity(ies)/Person(s)	Is an SCA Filing Re-quired? (Yes/No)	*
.4736	GGC Group		13-2608329				Foresters Financial Holding Company	DE	NIA	Nassau Life Insurance Company	Ownership	100.000	David Dominik		
.4736	GGC Group		32-0642679				19th Street Palm Harbor LLC	DE	NIA	Williston Financial Group LLC	Ownership	100.000	David Dominik		
.4736	GGC Group		86-3788188				WFG Lender Services of Louisiana, LLC	LA	NIA	WFG Lender Services, LLC	Ownership	100.000	David Dominik		
.4736	GGC Group		87-3252226				NCA Realty Partners LLC	DE	NIA	Nassau CorAmerica LLC	Ownership	100.000	David Dominik		
.4736	GGC Group		87-2341733				Nassau Distribution Holdco, LLC	DE	NIA	Nassau Financial Group, L.P.	Ownership	100.000	David Dominik		
.4736	GGC Group		36-4825366				Vorto LLC	DE	NIA	GGC Opportunity Fund Entities	Ownership	100.000	David Dominik		
.4736	GGC Group		85-1719300				LoHi Logistics Holdings, LLC	DE	NIA	5F Logistics, LLC	Ownership	100.000	David Dominik		
.4736	GGC Group		85-1719312				LoHi Logistics, LLC	DE	NIA	LoHi Logistics Holdings, LLC	Ownership	100.000	David Dominik		
.4736	GGC Group		85-4142584				Fifth Floor Freight Holdings, LLC	DE	NIA	5F Transportation, LLC	Ownership	100.000	David Dominik		
.4736	GGC Group		86-1570396				Fifth Floor Freight, LLC	DE	NIA	Fifth Floor Freight Holdings, LLC	Ownership	100.000	David Dominik		
.4736	GGC Group		87-3377389				Bihar Risk Retention Group LLC	SC	NIA	Fifth Floor Freight, LLC	Ownership	98.000	David Dominik		
.4736	GGC Group		87-1376141				Candlestick Freight Holdings, LLC	DE	NIA	5F Transportation, LLC	Ownership	100.000	David Dominik		
.4736	GGC Group		87-1376559				Candlestick Freight, LLC	DE	NIA	Candlestick Freight Holdings, LLC	Ownership	100.000	David Dominik		
.4736	GGC Group		87-1350347				Canary Freight Holdings, LLC	DE	NIA	5F Transportation, LLC	Ownership	100.000	David Dominik		
.4736	GGC Group		87-1350510				Canary Freight, LLC	DE	NIA	Canary Freight Holdings, LLC	Ownership	100.000	David Dominik		
.4736	GGC Group		87-0932704				Clarksburg Freight Holdings, LLC	DE	NIA	Vorto, LLC	Ownership	100.000	David Dominik		
.4736	GGC Group		87-0932884				Clarksburg Freight, LLC	DE	NIA	Clarksburg Freight Holdings, LLC	Ownership	100.000	David Dominik		
.4736	GGC Group		87-0966101				Snowshoe Mountain Freight Holdings, LLC	DE	NIA	5F Transportation, LLC	Ownership	100.000	David Dominik		
.4736	GGC Group		87-0966556				Snowshoe Mountain Freight, LLC	DE	NIA	Snowshoe Mountain Freight Holdings, LLC	Ownership	100.000	David Dominik		
.4736	GGC Group		87-3539448				PHL Holdings, LLC	DE	NIA	GGC Fund III	Ownership	100.000	David Dominik		16
.4736	GGC Group		87-4074805				Palisado Re, Inc.	CT	IA	PHL Variable Insurance Company	Ownership	100.000	David Dominik		
.4736	GGC Group		87-4074125				NCA Realty Partners GP I LLC	DE	NIA	Nassau CorAmerica LLC	Ownership	100.000	David Dominik		
.4736	GGC Group		87-3327045				NCA Realty Fund I LP	DE	NIA	NCA Realty Partners GP I LLC	Ownership	100.000	David Dominik		
.4736	GGC Group		87-3194014				NCARP SGP LLC	DE	NIA	Nassau CorAmerica LLC	Ownership		David Dominik		
.4736	GGC Group		88-0704446				Nassau BPC Holdings LLC	DE	NIA	Nassau Asset Management LLC	Ownership		David Dominik		
.4736	GGC Group		88-0704446				Vorto Technologies, LLC	DE	NIA	Vorto, LLC	Ownership	100.000	David Dominik		
.4736	GGC Group		87-4682437				5F Tours, LLC	DE	NIA	Vorto Technologies, LLC	Ownership	100.000	David Dominik		
.4736	GGC Group		86-2425276				LoHi Asset Leasing Marketplace, LLC	DE	NIA	Vorto Technologies, LLC	Ownership	100.000	David Dominik		
.4736	GGC Group		88-0708518				5F Logistics, LLC	DE	NIA	Vorto, LLC	Ownership	100.000	David Dominik		
.4736	GGC Group		88-0847385				5F Brokerage Holdings, LLC	DE	NIA	5F Logistics, LLC	Ownership	100.000	David Dominik		
.4736	GGC Group		88-0847101				5F Brokerage, LLC	DE	NIA	5F Brokerage Holdings, LLC	Ownership	100.000	David Dominik		
.4736	GGC Group		88-0729576				5F Transportation, LLC	DE	NIA	5F Logistics, LLC	Ownership	100.000	David Dominik		
.4736	GGC Group		88-0630459				5F Leasing, LLC	DE	NIA	5F Logistics, LLC	Ownership	100.000	David Dominik		
.4736	GGC Group		87-3422149				ALM Maintenance, LLC	DE	NIA	5F Logistics, LLC	Ownership	100.000	David Dominik		
.4736	GGC Group		86-3276000				Truck Fuel Finance, LLC	DE	NIA	5F Logistics, LLC	Ownership	100.000	David Dominik		
.4736	GGC Group		85-4142584				Vorto Operations Holdings, Inc.	DE	NIA	Vorto, LLC	Ownership	100.000	David Dominik		
.4736	GGC Group		85-4188478				Vorto Operations, LLC	DE	NIA	Vorto, LLC	Ownership	100.000	David Dominik		

Asterisk	Explanation
1	Current and former employees of The Nassau Companies of New York and its affiliates own 40.25%.
2	The GGC Opportunity Fund Entities are comprised of: (i) Golden Gate Capital Opportunity Fund, L.P. (#98-0546998); (ii) Golden Gate Capital Opportunity Fund-A, L.P. (#98-0546999); (iii) GGCOF Co-Invest, L.P (#98-0572954); (iv) GGCOF Third Party Co Invest, L.P. (#98-0572955); (v) GGCOF Executive Co-Invest, L.P. (#98-1033052); and (vi) GGCOF IRA Co-Invest, L.P. (#98-1033053).
3	Three individuals own 12.37%. No one individual owns more than 10%.
4	Percentage represents the aggregate ownership among the GGC Opportunity Fund Entities.
5	Newmark Homes Houston, LLC (listed above) owns the remaining 49% of Universal Title Partners, LLC.
6	WFG National Title Company of Texas, LLC (listed above) owns the remaining 51% of Universal Title Partners, LLC.
7	Kachemak Bay Title Agency, Inc. (listed above) owns the remaining 90% of Homer Recording District Joint Title Plant Company LLC.
8	WFG National Title Insurance Company (listed above) owns the remaining 10% of Homer Recording District Joint Title Plant Company LLC
9	GGC Fund III represents Golden Gate Capital Opportunity Fund, L.P.; Golden Gate Capital Opportunity Fund-A, L.P. and GGCOF IRA Co-Invest L.P.

STATEMENT AS OF MARCH 31, 2022 OF THE Nassau Life Insurance Company of Kansas

Asterisk	Explanation
10	Percentage represents the aggregate ownership among the GGC Fund III entities.
11	Non-voting shares of Nassau Re (Cayman) Ltd. are held by Nassau Cayman Ltd.
12	Current and former employees of The Nassau Companies of New York, and its affiliates own 42.88%.
13	PHL Variable Insurance Company and an employee of The Nassau Companies of New York own 23.27%.
14	Alliance Partners, LLC owns the remaining 60% of Alliance Title Agency, LLC
15	NCC Management (UK) Ltd. owns 1%
16	GGC Fund III" represents Golden Gate Capital Opportunity Fund, L.P.; Golden Gate Capital Opportunity Fund-A, L.P. and GGCOF IRA Co-Invest L.P.

STATEMENT AS OF MARCH 31, 2022 OF THE Nassau Life Insurance Company of Kansas

SUPPLEMENTAL EXHIBITS AND SCHEDULES INTERROGATORIES

The following supplemental reports are required to be filed as part of your statement filing. However, in the event that your company does not transact the type of business for which the special report must be filed, your response of NO to the specific interrogatory will be accepted in lieu of filing a "NONE" report and a bar code will be printed below. If the supplement is required of your company but is not being filed for whatever reason enter SEE EXPLANATION and provide an explanation following the interrogatory questions.

	Response
1. Will the Trusteed Surplus Statement be filed with the state of domicile and the NAIC with this statement?	NO
2. Will the Medicare Part D Coverage Supplement be filed with the state of domicile and the NAIC with this statement?	NO
3. Will the Reasonableness of Assumptions Certification required by Actuarial Guideline XXXV be filed with the state of domicile and electronically with the NAIC?	NO
4. Will the Reasonableness and Consistency of Assumptions Certification required by Actuarial Guideline XXXV be filed with the state of domicile and electronically with the NAIC?	NO
5. Will the Reasonableness of Assumptions Certification for Implied Guaranteed Rate Method required by Actuarial Guideline XXXVI be filed with the state of domicile and electronically with the NAIC?	NO
6. Will the Reasonableness and Consistency of Assumptions Certification required by Actuarial Guideline XXXVI (Updated Average Market Value) be filed with the state of domicile and electronically with the NAIC?	NO
7. Will the Reasonableness and Consistency of Assumptions Certification required by Actuarial Guideline XXXVI (Updated Market Value) be filed with the state of domicile and electronically with the NAIC?	NO
8. Will the Life PBR Statement of Exemption be filed with the state of domicile by July 1st and electronically with the NAIC with the second quarterly filing per the Valuation Manual (by August 15)? (2nd Quarter Only) The response for 1st and 3rd quarters should be N/A. A NO response resulting with a bar code is only appropriate in the 2nd quarter.	N/A

AUGUST FILING


9. Will the regulator-only (non-public) Communication of Internal Control Related Matters Noted in Audit be filed with the state of domicile and electronically with the NAIC (as a regulator-only non-public document) by August 1? The response for 1st and 3rd quarters should be N/A. A NO response resulting with a bar code is only appropriate in the 2nd quarter.	N/A
--	-----

Explanation:

1.
2.
3.
4.
5.
6.
7.

Bar Code:

1. Trusteed Surplus Statement [Document Identifier 490]
2. Medicare Part D Coverage Supplement [Document Identifier 365]
3. Reasonableness of Assumptions Certification required by Actuarial Guideline XXXV [Document Identifier 445]
4. Reasonableness and Consistency of Assumptions Certification required by Actuarial Guideline XXXV [Document Identifier 446]
5. Reasonableness of Assumptions Certification for Implied Guaranteed Rate Method required by Actuarial Guideline XXXVI [Document Identifier 447]
6. Reasonableness and Consistency of Assumptions Certification required by Actuarial Guideline XXXVI [Document Identifier 448]
7. Reasonableness and Consistency of Assumptions Certification required by Actuarial Guideline XXXVI (Updated Market Value) [Document Identifier 449]



NONE

SCHEDULE A - VERIFICATION

Real Estate

	1 Year to Date	2 Prior Year Ended December 31
1. Book/adjusted carrying value, December 31 of prior year		
2. Cost of acquired:		
2.1 Actual cost at time of acquisition		
2.2 Additional investment made after acquisition		
3. Current year change in encumbrances		
4. Total gain (loss) on disposals		
5. Deduct amounts received on disposals		
6. Total foreign exchange change in book/adjusted carrying value		
7. Deduct current year's other than temporary impairment recognized		
8. Deduct current year's depreciation		
9. Book/adjusted carrying value at the end of current period (Lines 1+2+3+4-5+6-7-8)		
10. Deduct total nonadmitted amounts		
11. Statement value at end of current period (Line 9 minus Line 10)		

SCHEDULE B - VERIFICATION

Mortgage Loans

	1 Year to Date	2 Prior Year Ended December 31
1. Book value/recorded investment excluding accrued interest, December 31 of prior year		
2. Cost of acquired:		
2.1 Actual cost at time of acquisition		
2.2 Additional investment made after acquisition		
3. Capitalized deferred interest and other		
4. Accrual of discount		
5. Unrealized valuation increase (decrease)		
6. Total gain (loss) on disposals		
7. Deduct amounts received on disposals		
8. Deduct amortization of premium and mortgage interest paid and commitment fees		
9. Total foreign exchange change in book value/recorded investment excluding accrued interest		
10. Deduct current year's other than temporary impairment recognized		
11. Book value/recorded investment excluding accrued interest at end of current period (Lines 1+2+3+4+5+6-7-8+9-10)		
12. Total valuation allowance		
13. Subtotal (Line 11 plus Line 12)		
14. Deduct total nonadmitted amounts		
15. Statement value at end of current period (Line 13 minus Line 14)		

SCHEDULE BA - VERIFICATION

Other Long-Term Invested Assets

	1 Year to Date	2 Prior Year Ended December 31
1. Book/adjusted carrying value, December 31 of prior year	5,239	2,431
2. Cost of acquired:		
2.1 Actual cost at time of acquisition	0	
2.2 Additional investment made after acquisition	0	2,854
3. Capitalized deferred interest and other	0	
4. Accrual of discount	0	
5. Unrealized valuation increase (decrease)	0	
6. Total gain (loss) on disposals	0	
7. Deduct amounts received on disposals	0	47
8. Deduct amortization of premium and depreciation	0	
9. Total foreign exchange change in book/adjusted carrying value	0	
10. Deduct current year's other than temporary impairment recognized	0	
11. Book/adjusted carrying value at end of current period (Lines 1+2+3+4+5+6-7-8+9-10)	5,239	5,239
12. Deduct total nonadmitted amounts	0	
13. Statement value at end of current period (Line 11 minus Line 12)	5,239	5,239

SCHEDULE D - VERIFICATION

Bonds and Stocks

	1 Year to Date	2 Prior Year Ended December 31
1. Book/adjusted carrying value of bonds and stocks, December 31 of prior year	56,572,632	58,825,018
2. Cost of bonds and stocks acquired	10,830,866	1,109,819
3. Accrual of discount	(363,243)	291,964
4. Unrealized valuation increase (decrease)	661	64,200
5. Total gain (loss) on disposals	0	5,638
6. Deduct consideration for bonds and stocks disposed of	75,879	3,649,373
7. Deduct amortization of premium	18,542	74,633
8. Total foreign exchange change in book/adjusted carrying value	0	
9. Deduct current year's other than temporary impairment recognized	0	
10. Total investment income recognized as a result of prepayment penalties and/or acceleration fees	0	0
11. Book/adjusted carrying value at end of current period (Lines 1+2+3+4+5-6-7+8-9+10)	66,946,494	56,572,632
12. Deduct total nonadmitted amounts	0	
13. Statement value at end of current period (Line 11 minus Line 12)	66,946,494	56,572,632

STATEMENT AS OF MARCH 31, 2022 OF THE Nassau Life Insurance Company of Kansas

SCHEDULE D - PART 1B

Showing the Acquisitions, Dispositions and Non-Trading Activity
During the Current Quarter for all Bonds and Preferred Stock by NAIC Designation

NAIC Designation	1 Book/Adjusted Carrying Value Beginning of Current Quarter	2 Acquisitions During Current Quarter	3 Dispositions During Current Quarter	4 Non-Trading Activity During Current Quarter	5 Book/Adjusted Carrying Value End of First Quarter	6 Book/Adjusted Carrying Value End of Second Quarter	7 Book/Adjusted Carrying Value End of Third Quarter	8 Book/Adjusted Carrying Value December 31 Prior Year
BONDS								
1. NAIC 1 (a)	20,395,577	5,746,430	46,456	63,415	26,158,966	0	0	20,395,577
2. NAIC 2 (a)	31,532,119	5,132,416	105,180	(557,439)	36,001,916	0	0	31,532,119
3. NAIC 3 (a)	2,220,736	22,727	0	13,137	2,256,600	0	0	2,220,736
4. NAIC 4 (a)	0	5,050	0	7,576	12,626	0	0	
5. NAIC 5 (a)	0	0	0	0	0	0	0	
6. NAIC 6 (a)	0	0	0	90,626	90,626	0	0	
7. Total Bonds	54,148,432	10,906,623	151,636	(382,685)	64,520,734	0	0	54,148,432
PREFERRED STOCK								
8. NAIC 1	0	0	0	0	0	0	0	
9. NAIC 2	2,424,200	0	0	1,560	2,425,760	0	0	2,424,200
10. NAIC 3	0	0	0	0	0	0	0	
11. NAIC 4	0	0	0	0	0	0	0	
12. NAIC 5	0	0	0	0	0	0	0	
13. NAIC 6	0	0	0	0	0	0	0	
14. Total Preferred Stock	2,424,200	0	0	1,560	2,425,760	0	0	2,424,200
15. Total Bonds and Preferred Stock	56,572,632	10,906,623	151,636	(381,125)	66,946,494	0	0	56,572,632

(a) Book/Adjusted Carrying Value column for the end of the current reporting period includes the following amount of short-term and cash equivalent bonds by NAIC designation:

NAIC 1 \$0 ; NAIC 2 \$0 ; NAIC 3 \$0 NAIC 4 \$0 ; NAIC 5 \$0 ; NAIC 6 \$0

SCHEDULE DA - PART 1

Short-Term Investments

	1	2	3	4	5
	Book/Adjusted Carrying Value	Prior Year Value	Actual Cost	Interest Collected Year-to-Date	Paid for Accrued Interest Year-to-Date
7709999999 Totals		XX			

NONE

SCHEDULE DA - VERIFICATION

Short-Term Investments

	1	2
	Year To Date	Prior Year Ended December 31
1. Book/adjusted carrying value, December 31 of prior year	(1)	(1)
2. Cost of short-term investments acquired	0	
3. Accrual of discount	0	
4. Unrealized valuation increase (decrease)	0	
5. Total gain (loss) on disposals	0	
6. Deduct consideration received on disposals	0	
7. Deduct amortization of premium	0	
8. Total foreign exchange change in book/adjusted carrying value	0	
9. Deduct current year's other than temporary impairment recognized	0	
10. Book/adjusted carrying value at end of current period (Lines 1+2+3+4+5-6-7+8-9)	(1)	(1)
11. Deduct total nonadmitted amounts	0	
12. Statement value at end of current period (Line 10 minus Line 11)	(1)	(1)

Schedule DB - Part A - Verification - Options, Caps, Floors, Collars, Swaps and Forwards

N O N E

Schedule DB - Part B - Verification - Futures Contracts

N O N E

Schedule DB - Part C - Section 1 - Replication (Synthetic Asset) Transactions (RSATs) Open

N O N E

Schedule DB-Part C-Section 2-Reconciliation of Replication (Synthetic Asset) Transactions Open

N O N E

Schedule DB - Verification - Book/Adjusted Carrying Value, Fair Value and Potential Exposure of
Derivatives

N O N E

SCHEDULE E - PART 2 - VERIFICATION

(Cash Equivalents)

	1	2
	Year To Date	Prior Year Ended December 31
1. Book/adjusted carrying value, December 31 of prior year	5,401,880	5,377,806
2. Cost of cash equivalents acquired	4,886	1,033,682
3. Accrual of discount	0	2
4. Unrealized valuation increase (decrease)	0	
5. Total gain (loss) on disposals	0	2
6. Deduct consideration received on disposals	327,679	1,009,612
7. Deduct amortization of premium	0	
8. Total foreign exchange change in book/adjusted carrying value	0	
9. Deduct current year's other than temporary impairment recognized	0	
10. Book/adjusted carrying value at end of current period (Lines 1+2+3+4+5-6-7+8-9)	5,079,087	5,401,880
11. Deduct total nonadmitted amounts	0	
12. Statement value at end of current period (Line 10 minus Line 11)	5,079,087	5,401,880

Schedule A - Part 2 - Real Estate Acquired and Additions Made

N O N E

Schedule A - Part 3 - Real Estate Disposed

N O N E

Schedule B - Part 2 - Mortgage Loans Acquired and Additions Made

N O N E

Schedule B - Part 3 - Mortgage Loans Disposed, Transferred or Repaid

N O N E

Schedule BA - Part 2 - Other Long-Term Invested Assets Acquired and Additions Made

N O N E

Schedule BA - Part 3 - Other Long-Term Invested Assets Disposed, Transferred or Repaid

N O N E

STATEMENT AS OF MARCH 31, 2022 OF THE Nassau Life Insurance Company of Kansas

SCHEDULE D - PART 3

Show All Long-Term Bonds and Stock Acquired During the Current Quarter

1	2	3	4	5	6	7	8	9	10
CUSIP Identification	Description	Foreign	Date Acquired	Name of Vendor	Number of Shares of Stock	Actual Cost	Par Value	Paid for Accrued Interest and Dividends	NAIC Designation, NAIC Designation Modifier and SVO Administrative Symbol
00206R-KH-4	AT&T INC		.03/24/2022	MORGAN STANLEY CO		88,189	100,000	356	2.B FE
04686J-AC-5	ATHENE HOLDING LTD	C	.03/24/2022	Bank of America Securities		71,216	75,000	532	2.A FE
05964H-AM-7	BANCO SANTANDER SA	C	.03/09/2022	Unknown		567,606	600,000	8,184	1.G FE
06051G-KD-0	BANK OF AMERICA CORP		.03/09/2022	Unknown		556,002	600,000	6,044	1.F FE
06051G-KK-4	BANK OF AMERICA CORP		.03/24/2022	CITIGROUP GLOBAL MARKETS INC.		69,982	75,000	334	1.F FE
096630-AH-1	BOARDWALK PIPELINES LP		.03/24/2022	MORGAN STANLEY CO		260,527	275,000	1,117	2.B FE
10373Q-BT-6	BP CAPITAL MARKETS AMERICA INC		.03/24/2022	JP MORGAN SECS INC., - FIXED INCOME		784,365	825,000	3,968	1.F FE
172967-IP-3	CITIGROUP INC		.03/09/2022	Unknown		558,033	525,000	10,359	1.G FE
24703T-AH-9	DELL INTERNATIONAL LLC		.03/09/2022	Unknown		555,489	475,000	4,581	2.B FE
256746-AJ-7	DOLLAR TREE INC		.03/24/2022	JEFFERIES & COMPANY, INC.		836,175	900,000	7,000	2.B FE
29364G-AL-7	ENTERGY CORP		.03/09/2022	Unknown		573,744	600,000	4,013	2.B FE
29364G-AP-8	ENTERGY CORP		.03/24/2022	MORGAN STANLEY CO		66,824	75,000	515	2.B FE
372460-AA-3	GENUINE PARTS CO		.03/09/2022	Unknown		555,069	625,000	4,232	2.B FE
437076-CJ-9	HOME DEPOT INC		.03/24/2022	MORGAN STANLEY CO		222,110	250,000	169	1.F FE
458140-BU-3	INTEL CORP		.03/24/2022	MARKETAXESS		225,300	250,000	639	1.E FE
46647P-CU-8	JPMORGAN CHASE & CO.		.03/24/2022	CITIGROUP GLOBAL MARKETS INC.		70,426	75,000	389	1.F FE
55281Q-AE-6	MFCLO VIII COM - CDO		.01/18/2022	Direct		413,962	413,962	0	2.A
571748-BN-1	MARSH & MCLENNAN COMPANIES INC		.03/09/2022	Unknown		553,344	600,000	4,350	1.G FE
606822-CB-8	MITSUBISHI UFJ FINANCIAL GROUP INC	C	.03/09/2022	Unknown		556,902	600,000	6,152	1.G FE
67103H-AJ-6	O'REILLY AUTOMOTIVE INC		.03/09/2022	Unknown		554,589	525,000	9,800	2.A FE
714046-AN-9	PERKINELMER INC		.03/09/2022	Unknown		565,100	625,000	7,070	2.B FE
74460D-AJ-8	PUBLIC STORAGE		.03/24/2022	MORGAN STANLEY CO		68,324	75,000	652	1.F FE
754730-AG-4	RAYMOND JAMES FINANCIAL INC		.03/09/2022	Unknown		574,187	525,000	10,850	1.G FE
756109-AX-2	REALTY INCOME CORP		.03/24/2022	CITIGROUP GLOBAL MARKETS INC.		73,266	75,000	494	1.G FE
756109-BL-7	REALTY INCOME CORP		.03/09/2022	Unknown		575,694	600,000	4,085	1.G FE
760759-BA-7	REPUBLIC SERVICES INC		.03/09/2022	Unknown		571,331	625,000	5,072	2.B FE
87289B-AA-2	TOP 188 A1 - CDO		.03/02/2022	Direct		29,997	29,997	0	1.A FE
91324P-ED-0	UNITEDHEALTH GROUP INC		.03/24/2022	Bank of America Securities		233,115	250,000	2,124	1.F FE
1109999999. Subtotal - Bonds - Industrial and Miscellaneous (Unaffiliated)						10,830,866	11,268,959	103,082	XXX
2509999997. Total - Bonds - Part 3						10,830,866	11,268,959	103,082	XXX
2509999998. Total - Bonds - Part 5						XXX	XXX	XXX	XXX
2509999999. Total - Bonds						10,830,866	11,268,959	103,082	XXX
4509999997. Total - Preferred Stocks - Part 3						0	XXX	0	XXX
4509999998. Total - Preferred Stocks - Part 5						XXX	XXX	XXX	XXX
4509999999. Total - Preferred Stocks						0	XXX	0	XXX
5989999997. Total - Common Stocks - Part 3						0	XXX	0	XXX
5989999998. Total - Common Stocks - Part 5						XXX	XXX	XXX	XXX
5989999999. Total - Common Stocks						0	XXX	0	XXX
5999999999. Total - Preferred and Common Stocks						0	XXX	0	XXX
6009999999 - Totals						10,830,866	XXX	103,082	XXX

STATEMENT AS OF MARCH 31, 2022 OF THE Nassau Life Insurance Company of Kansas

SCHEDULE D - PART 4

Show All Long-Term Bonds and Stock Sold, Redeemed or Otherwise Disposed of During the Current Quarter

1	2	3	4	5	6	7	8	9	10	Change In Book/Adjusted Carrying Value					16	17	18	19	20	21	22
										11	12	13	14	15							
CUSIP Identification	Description	For- eign	Disposal Date	Name of Purchaser	Number of Shares of Stock	Consid- eration	Par Value	Actual Cost	Prior Year Book/ Adjusted Carrying Value	Unrealized Valuation Increase/ (Decrease)	Current Year's (Amor- tization)/ Accretion	Current Year's Other Than Temporary Impairment Recog- nized	Total Change in Book/ Adjusted Carrying Value (11 + 12 - 13)	Total Foreign Exchange Change in Book /Adjusted Carrying Value	Book/ Adjusted Carrying Value at Disposal Date	Foreign Exchange Gain (Loss) on Disposal	Realized Gain (Loss) on Disposal	Total Gain (Loss) on Disposal	Bond Interest/ Stock Dividends Received During Year	Stated Con- tractual Maturity Date	NAIC Desig- nation, NAIC Desig- nation Modifier and SVO Admini- strative Symbol
313398-M8-9	FHR 2332G ZL - CMO/RMBS		03/01/2022	Paydown		15,241	15,241	16,079	15,908	0	(667)	0	(667)	0	15,241	0	0	0	147	07/15/2031	1.A
31394J-YA-9	FHR 2697 LG - CMO/RMBS		03/01/2022	Paydown		3,955	3,955	3,574	3,916	0	39	0	39	0	3,955	0	0	0	29	10/15/2023	1.A
0909999999. Subtotal - Bonds - U.S. Special Revenues						19,196	19,196	19,653	19,824	0	(629)	0	(629)	0	19,196	0	0	0	176	XXX	XXX
26923*-AA-7	National Oceanic & Atmospheric Admin.		03/15/2022	Paydown		6,983	6,983	6,983	6,983	0	0	0	0	0	6,983	0	0	0	49	11/15/2030	1.B PL
40867#-AD-6	YUBA COUNTY CA (HAMPAC LLC) 4.25 08-2042		03/10/2022	Paydown		3,747	3,747	3,747	3,748	0	0	0	0	0	3,747	0	0	0	27	08/10/2042	1.E
61034L-AE-5	MOIML V1 COM - CDO	C	01/15/2022	Paydown		0	0	0	(3)	0	3	0	3	0	0	0	0	0	0	04/15/2030	1.E FE
61034L-AE-5	MOIML V1 COM - CDO	C	01/15/2022	Paydown		11,996	11,996	11,879	11,965	0	31	0	31	0	11,996	0	0	0	0	04/15/2030	2.B
63170N-AG-6	NCC 2018-I RA - CDO		01/18/2022	Paydown		16,529	16,529	16,137	16,488	0	41	0	41	0	16,529	0	0	0	0	07/15/2031	1.G
63170N-AG-6	NCC 2018-I RA - CDO		01/18/2022	Paydown		0	0	0	(5)	0	5	0	5	0	0	0	0	0	0	07/15/2031	1.G FE
63170N-AH-4	NCC 2018-I RB - CDO		01/18/2022	Paydown		17,427	17,427	16,907	17,381	0	47	0	47	0	17,427	0	0	0	0	07/15/2031	2.B
63170N-AH-4	NCC 2018-I RB - CDO		01/18/2022	Paydown		0	0	0	(7)	0	7	0	7	0	0	0	0	0	0	07/15/2031	2.B FE
1109999999. Subtotal - Bonds - Industrial and Miscellaneous (Unaffiliated)						56,683	56,683	55,655	56,550	0	134	0	134	0	56,683	0	0	0	76	XXX	XXX
2509999997. Total - Bonds - Part 4						75,879	75,879	75,308	76,374	0	(495)	0	(495)	0	75,879	0	0	0	252	XXX	XXX
2509999998. Total - Bonds - Part 5						XXX	XXX	XXX	XXX	XXX	XXX	XXX	XXX	XXX	XXX	XXX	XXX	XXX	XXX	XXX	XXX
2509999999. Total - Bonds						75,879	75,879	75,308	76,374	0	(495)	0	(495)	0	75,879	0	0	0	252	XXX	XXX
4509999997. Total - Preferred Stocks - Part 4						0	XXX	0	0	0	0	0	0	0	0	0	0	0	0	XXX	XXX
4509999998. Total - Preferred Stocks - Part 5						XXX	XXX	XXX	XXX	XXX	XXX	XXX	XXX	XXX	XXX	XXX	XXX	XXX	XXX	XXX	XXX
4509999999. Total - Preferred Stocks						0	XXX	0	0	0	0	0	0	0	0	0	0	0	0	XXX	XXX
5989999997. Total - Common Stocks - Part 4						0	XXX	0	0	0	0	0	0	0	0	0	0	0	0	XXX	XXX
5989999998. Total - Common Stocks - Part 5						XXX	XXX	XXX	XXX	XXX	XXX	XXX	XXX	XXX	XXX	XXX	XXX	XXX	XXX	XXX	XXX
5989999999. Total - Common Stocks						0	XXX	0	0	0	0	0	0	0	0	0	0	0	0	XXX	XXX
5999999999. Total - Preferred and Common Stocks						0	XXX	0	0	0	0	0	0	0	0	0	0	0	0	XXX	XXX
6009999999 - Totals						75,879	XXX	75,308	76,374	0	(495)	0	(495)	0	75,879	0	0	0	252	XXX	XXX

Schedule DB - Part A - Section 1 - Options, Caps, Floors, Collars, Swaps and Forwards Open

N O N E

Schedule DB - Part B - Section 1 - Futures Contracts Open

N O N E

Schedule DB - Part B - Section 1B - Brokers with whom cash deposits have been made

N O N E

Schedule DB - Part D - Section 1 - Counterparty Exposure for Derivative Instruments Open

N O N E

Schedule DB - Part D-Section 2 - Collateral for Derivative Instruments Open - Pledged By

N O N E

Schedule DB - Part D-Section 2 - Collateral for Derivative Instruments Open - Pledged To

N O N E

Schedule DB - Part E - Derivatives Hedging Variable Annuity Guarantees

N O N E

Schedule DL - Part 1 - Reinvested Collateral Assets Owned

N O N E

Schedule DL - Part 2 - Reinvested Collateral Assets Owned

N O N E

SCHEDULE E - PART 1 - CASH

Month End Depository Balances

1	2	3	4	5	Book Balance at End of Each Month During Current Quarter			9
					6	7	8	
					First Month	Second Month	Third Month	
Depository	Code	Rate of Interest	Amount of Interest Received During Current Quarter	Amount of Interest Accrued at Current Statement Date				*
JPMorgan-Chase Bank New York, NY		0.000	0	0	3,446,353	11,423,052	1,380,469	.XXX.
Wells Fargo San Francisco, CA		0.000	0	0	867,454	1,067,146	1,227,622	.XXX.
First National Bank of Omaha								
..... Omaha, NE		0.000	0	0	(210,472)	(194,004)	(139,650)	.XXX.
US Bank Cincinnati, OH		0.000	0	0	10,070	9,163	12,805	.XXX.
.....								.XXX.
0199998. Deposits in ... depositories that do not exceed the allowable limit in any one depository (See instructions) - Open Depositories	XXX	XXX						XXX
0199999. Totals - Open Depositories	XXX	XXX	0	0	4,113,405	12,305,357	2,481,246	XXX
0299998. Deposits in ... depositories that do not exceed the allowable limit in any one depository (See instructions) - Suspended Depositories	XXX	XXX						XXX
0299999. Totals - Suspended Depositories	XXX	XXX	0	0	0	0	0	XXX
0399999. Total Cash on Deposit	XXX	XXX	0	0	4,113,405	12,305,357	2,481,246	XXX
0499999. Cash in Company's Office	XXX	XXX	XXX	XXX	0	0	0	XXX
.....								
.....								
.....								
.....								
.....								
.....								
.....								
0599999. Total - Cash	XXX	XXX	0	0	4,113,405	12,305,357	2,481,246	XXX

0

SCHEDULE E - PART 2 - CASH EQUIVALENTS

[illegible]